

Indoor and Outdoor Recreation Facilities Needs Assessment

Presentation of Methodology and Summary of Results

February 2022





Table of Contents

Introduction	1
Airdrie Population Profile	3
Recreation Facilities in Airdrie	6
Use of Recreation Facilities.....	8
Comparative Review of Similar Communities	12
Residents Engagement	17
Demographic Characteristics.....	19
General Perceptions about Recreation	22
Recreation Activities.....	24
Facility Use.....	36
Development Priorities.....	39
Recreation Facility Development	40
Perceived Needs for New Recreation Facilities.....	42
Aquatic Facility Interests	46
Service Provider Engagement	48
Profile of Survey Participants	49
Participation in Programs and Services	51
Facilities in Airdrie	52
Appendices:	
Comparative Review Selection Process.....	56
Community Survey Instruments.....	59
Family Life Stage Definitions	69
Additional Community Survey Analysis.....	70
Service Provider Questions.....	73



Introduction

The City of Airdrie engaged GEC Architecture and HarGroup Management Consultants to conduct a recreation facility needs assessment study to help inform the development of indoor and outdoor amenities within the community.

The purpose of the project is:

- To garner broad public input about the needs and preferences for future indoor and outdoor recreation facilities and to engage key community stakeholders to understand their specific needs.

The results of the needs assessment will inform City Council about the broadest expression of needs and priorities for recreation facilities in Airdrie.

This document presents a summary of information and data gathered for the recreation facility needs assessment study. It is intended to provide base information that can be used to develop strategies and recommendations for new recreation facilities in Airdrie. Its purpose is to foster discussion about facility needs within the community.

Public engagement for the Needs Assessment Study involved quantitative surveys with Airdrie residents and recreation service providers. The intent of these processes was to attain objective, dependable, and evidentiary information about Airdrie community needs. Data gathered from these surveys will be used to quantify behaviours, opinions, and expectations that enable generalized inferences to the larger population of Airdrie.

Components of this document include:

- A profile of population characteristics for Airdrie including demographic information and historical population trends.
- The findings of an inventory of recreation facilities in Airdrie and a comparative review of facilities situated in six Canadian cities that comprise similar demographic profiles to Airdrie.
- The results of Community Surveys conducted with residents of Airdrie, which included:
 - A random sample survey to gather statistically reliable data that is representative of residents' perspectives from the community as a whole.
 - An open engagement survey to enable all interested residents an opportunity to provide input to the Needs Assessment process.
- The results of a survey conducted with recreation service providers.
- Review of various municipal documents such as:
 - 2019 Municipal Census
 - Artificial Turf Sportsfield Feasibility Study (2021)
 - Great Places Plan
 - Sport Field Management Plan (2021)
 - Youth Needs Assessment Study (2016)
 - Youth Engagement Strategy Framework (2019)



Airdrie Population Profile

Airdrie has a population with distinctive characteristics that differentiates it from many other communities.

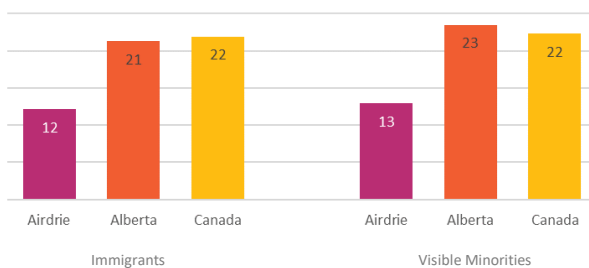
- It has less diversity in terms of immigrants and visible minorities, which can influence recreation interests and activities among the population. Other demographic data that are available

suggest that many residents have moved to Airdrie from other Alberta communities.

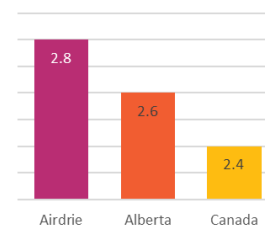
- There is higher home ownership and household incomes, possibly allowing for more disposable income to be available for recreation pursuits among residents.
- Average household sizes are larger, and the population is younger, including almost a third being under 20 years of age, which impacts recreation behaviours and patterns within the community.



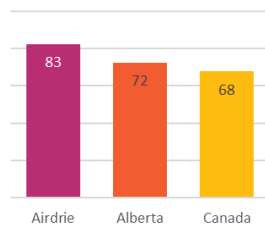
Diversity (%)



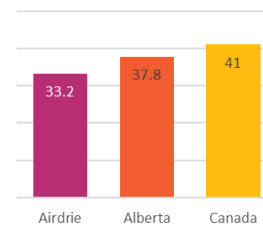
Average household size



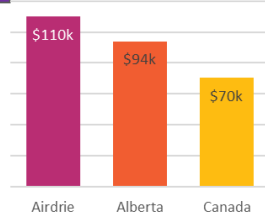
Home ownership (%)



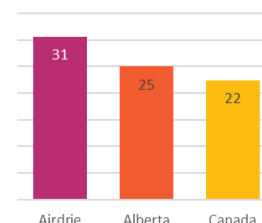
Average age



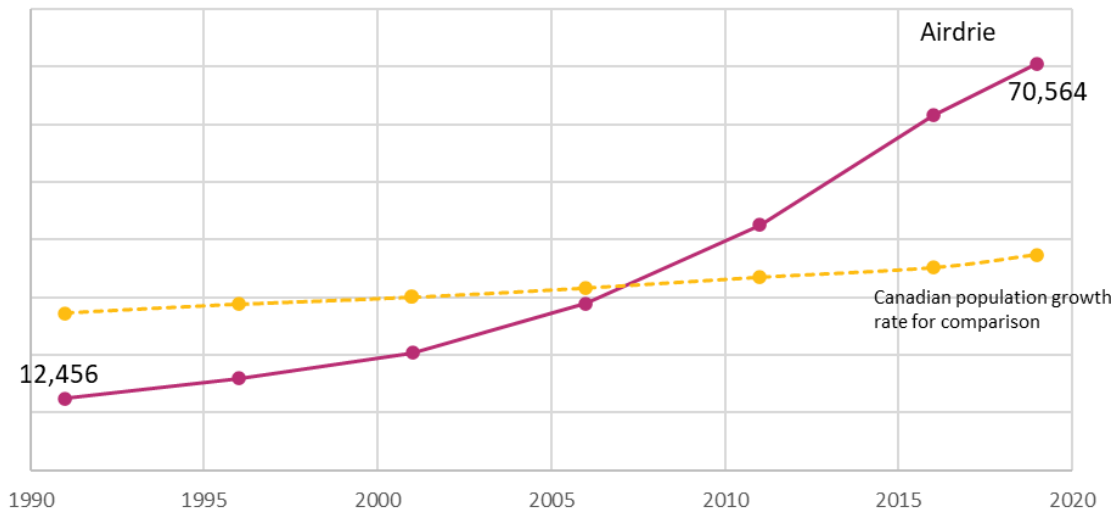
Median household income



under 20 years of age (%)



Airdrie Population Growth: 1991 - 2019



Data Sources: 1991 to 2016 - Statistics Canada Federal Census, 2019 Airdrie Municipal Census.

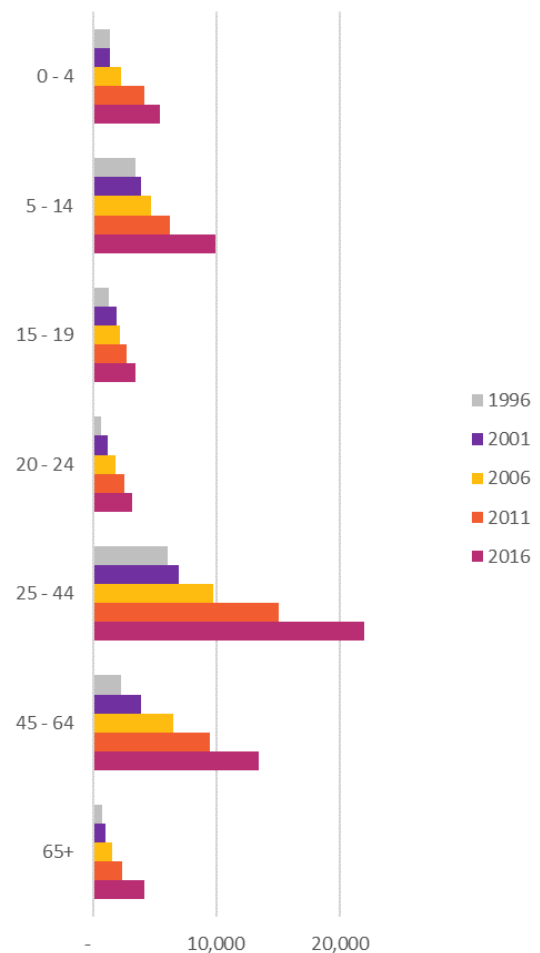
Over the past two decades, Airdrie has experienced significant population growth; more so than most other communities, especially when the growth rate of Canada as a whole is considered.

Based on analysis of age distributions within the population during this period, it appears that the community has attracted new residents from various age groups. However, most notably among younger adults aged 25 to 44 years who have moved to Airdrie with children or established a family after moving to the community.

The growing older adult and senior population may also suggest that existing residents are choosing to remain in Airdrie through retirement.

As will be seen in the data presented in the next sections, the population growth has created deficits in terms of recreation facilities and, should it continue, will create additional gaps that will need to be addressed. The characteristics of the population presented in this profile will influence needs and priorities for facility development.

Population Age Distributions





Recreation Facilities in Airdrie

Throughout Airdrie, there are various indoor and outdoor recreation facilities. Inventory summaries of key recreation facilities are presented to the right and on the next page. In addition to these facilities, there are neighbourhood parks, playgrounds, pathways and trails, and sport fields within the community.

Genesis Place is a hub of recreation activity within Airdrie. Residents can participate in various activities and programs in the Aquatic Centre, ice rinks, indoor turf fields, gymnasium, Fitness Centre, indoor playground, gymnastics facility, as well as multiple program and meeting rooms.

The community's premier outdoor rectangular sports field facility, Ed Eggerer Athletic Park, is located at Genesis Place with a full-sized rectangular field that can be used for multiple sports such as football, soccer, lacrosse, and field hockey. There is a 1,000 seat grandstand, as well as press box, and scoreboard and clock. Athletic track and field amenities such as a 400m, 8 lane, running track and jump pits are also located at the facility. It is used by a variety of sport user groups within Airdrie, as well as for varsity activities of local high schools.

Chinook Winds Regional Park provides premier sport opportunities with 8 diamonds within 2 quad amenities for baseball, softball, fastball, and slo-pitch. The Park also has beach volleyball, a splash park, skate park and other recreation amenities.

Other key facilities in the community include Bert Church Theatre (377 seat performance facility), Airdrie Public Library, Town & Country Centre (hall, rooms, curling club, seniors centre), and Nose Creek Valley Museum.

Genesis Place
Indoor amenities
Aquatic Centre: <ul style="list-style-type: none"> 25m six lane competitive pool Dive tank with one metre board Aquatic climbing wall Leisure pool with spray toy features Water slide Lazy river Hot tub Steam room
Ice rinks: <ul style="list-style-type: none"> 2 NHL sized rinks - 250 spectator seating each
Indoor turf fields <ul style="list-style-type: none"> Boarded synthetic turf flooring - 55m x 24m (180ft x 80ft) Boarded Pulastic surface - 55m x 24m (180ft x 80ft)
Gymnasium: <ul style="list-style-type: none"> 703 m² (7,566 ft²)
Studio: <ul style="list-style-type: none"> Mind Body studio - 132 m² (1,421 ft²) Fitness/leisure studio - 107 m² (1,152 ft²)
Fitness Centre: <ul style="list-style-type: none"> 1,300 m² (14,000 ft²)
Fun Place <ul style="list-style-type: none"> 111 m² (1,200 ft²) children's play area
Airdrie Edge Gymnastics Club: <ul style="list-style-type: none"> 2,230 m² (24,000 ft²)
Multipurpose/meeting/conference rooms: <ul style="list-style-type: none"> Various rooms situated throughout the facility
Outdoor amenities
Ed Eggerer Athletic Park: <ul style="list-style-type: none"> Rectangular, multi-use playing field 400m, 8 lane rubberized running track Track and field, long jump and triple jump pits 1,000 seat grandstand, press box, and scoreboard and clock

Ron Ebbesen Arena
Indoor amenities
Twin ice arena: <ul style="list-style-type: none"> NHL sized boarded ice rink with 460 spectator seating capacity NHL sized boarded ice rink with 200 spectator seating capacity

Plainsman Arena
Indoor amenities
Single ice arena: <ul style="list-style-type: none"> NHL sized boarded ice rink with 140 spectator seating capacity

Town and Country Centre, Airdrie Curling Club, Airdrie Over 50 Club
Indoor amenities
Halls, stage, and kitchen: <ul style="list-style-type: none"> Banquet hall which seats 490 theatre style/400 at tables Smaller hall that seats 90 theatre style/70 at tables
Airdrie Curling Club <ul style="list-style-type: none"> 8 sheets Lounge and kitchen
Airdrie Over 50 Club <ul style="list-style-type: none"> Seniors meeting room

Bert Church Theatre
Indoor amenities
Performing Arts Facility: <ul style="list-style-type: none"> 377 seating theatre Stage Sound and lighting systems

Airdrie Public Library (Note: The City of Airdrie is currently planning for new larger public library in the community to replace the existing facility)
Indoor amenities
Public library: <ul style="list-style-type: none"> 974 m² (10,494 ft²)

Boys & Girls Club of Airdrie
Indoor amenities
Youth facilities: <ul style="list-style-type: none"> 2 locations <ul style="list-style-type: none"> The Centre at Rob Ebbesen Arena The Club on Allen Street

Nose Creek Valley Museum
Indoor amenities
Museum facility: <ul style="list-style-type: none"> Museum exhibit and administration spaces 2 meeting rooms

Chinook Winds Regional Park
Outdoor amenities
Diamonds: <ul style="list-style-type: none"> 2 quad, 8 diamonds (baseball, softball, fastball, slo-pitch)
Volleyball: <ul style="list-style-type: none"> 4 beach volleyball courts
Splash Park <ul style="list-style-type: none"> Seasonal with various splash park water features
Other: <ul style="list-style-type: none"> Skate park 3 playgrounds Multi-use court pad Concessions and picnic areas Boarded skating rink

East Lake Regional Park
Outdoor amenities
Rectangular fields: <ul style="list-style-type: none"> 2 full rectangular fields
Tennis courts: <ul style="list-style-type: none"> 4 courts
Ice Rink: <ul style="list-style-type: none"> Boarded skating rink

Nose Creek Regional Park
Outdoor amenities
Park features: <ul style="list-style-type: none"> Amphitheatre, concession area, fire pit
Pickleball courts: <ul style="list-style-type: none"> 4 courts

Fletcher Regional Park
Outdoor amenities
Diamonds: <ul style="list-style-type: none"> 3 shale infield diamonds
Airdrie BMX Track: <ul style="list-style-type: none"> BMX track with starter hill
Disc golf: <ul style="list-style-type: none"> 9 hole tonal course
Other: <ul style="list-style-type: none"> Multi-use court pad Playground

Monkland Fields
Outdoor amenities
Rectangular fields: <ul style="list-style-type: none"> 4 full and 3 youth fields
Ice Rink: <ul style="list-style-type: none"> Boarded skating rink courts

Summerhill Tennis Courts Park
Outdoor amenities
Tennis courts: <ul style="list-style-type: none"> 2 courts

Bayside and Big Springs Crescent Parks
Outdoor amenities
Ice Rinks: <ul style="list-style-type: none"> Boarded ice rinks

Use of Recreation Facilities

User and financial statistics were gathered to provide insights into use of City of Airdrie recreation facilities among Airdronians.

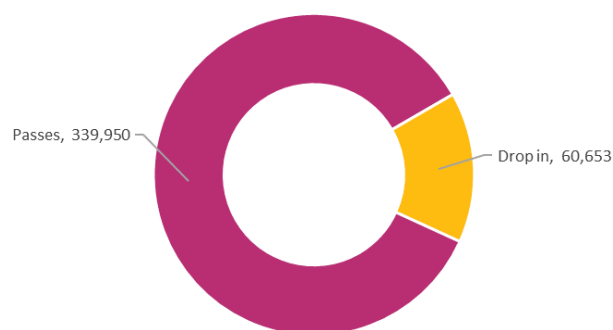
A sample of hours was drawn from use during Prime Time Hours at the Genesis Place Aquatic Centre and Fieldhouse, and all indoor boarded ice arenas during November 2019. The results show that the Aquatic Centre at Genesis Place and all community arenas were at or close to capacity of available Prime Time hours. Fields in the Genesis Place Fieldhouse were also highly used during Prime Time, especially Field 1 which has synthetic turf flooring.

Data from 2019 show that passholder visitations (85%) was significantly higher than drop in admission visitations (15%) among use of the Genesis Place Aquatic Centre, Fitness Centre, Fun Place, as well as general public admittance to the Fieldhouse, Arenas, and other areas. These findings reveal the importance of selling passes to Airdrie residents for Genesis Place.

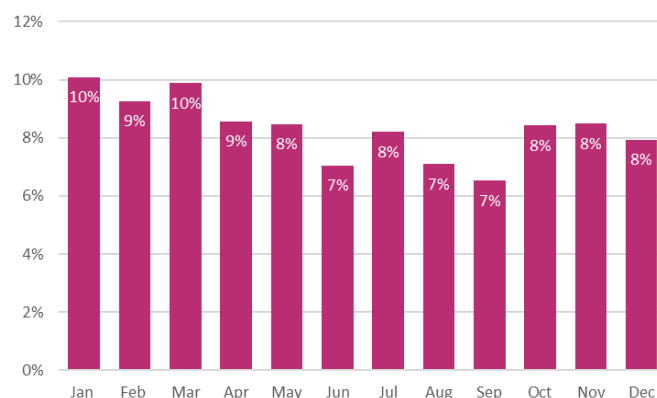
In terms of monthly visitation from Passholders and Drop In Admission to Genesis Place in 2019, there were higher visits at the beginning of the year, which declined slightly between June and September and increased again for the rest of the year. Based on this information, it might be suggested that the utilization sample shown above for the Aquatic Centre in November 2019 is representative of use throughout most of the year for this particular amenity during Prime Time hours.

Prime Time Hours Utilization Rates (sample - one week in November 2019, 60 Prime Time hours)						
Facility	%					
GP Aquatic Centre	Total	Lanes	Leisure			
	100	100	100			
GP Fieldhouse	Total	Field 1	Field 2			
	80	91	76			
Arenas	Total	GP Rocky View Arena	GP Shane Arena	RE Blue Arena	RE Gold Arena	Plainsman Arena
	95	93	98	96	97	88

Genesis Place Visitation in 2019 - 400,603



Distribution of Monthly Visitation to Genesis Place in 2019 (Passes and Drop In)

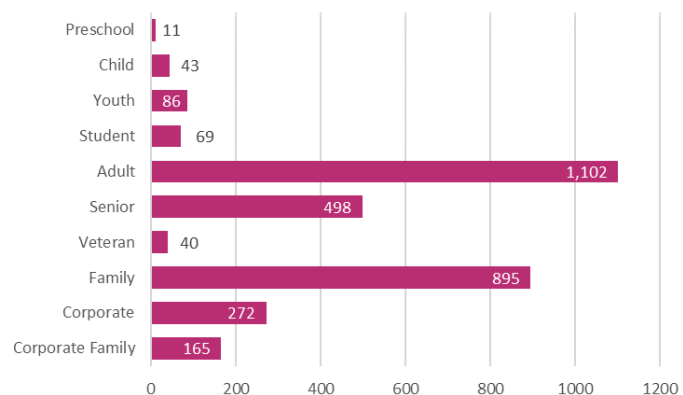


Further analysis of Pass Sales and Drop In Admission visits provides additional learnings about use of Genesis Place. Overall, the data suggest Genesis Place is used by Airdronians of all ages.

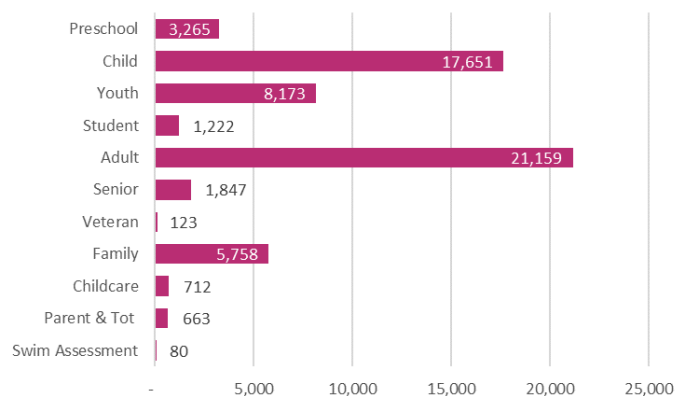
- Families and children and youth represent a significant segment of users based on the number of Family Pass sales and Family, Preschool, Child, and Youth Admission visits during 2019. This pattern would reflect the high proportion of the population that is under 20 years of age in the community.
- Adults are also a segment of import as Adult Pass Sales and Adult Admission visits were also high for Genesis Place in that year.
- Seniors were a further noteworthy segment, mainly based on the Pass Sales.

Analysis of Program Registrations reveals that Airdronians were the primary registrants (83%) for programs offered at Genesis Place in 2019. While these data cannot be extrapolated to Pass and Drop In Admission or user group visitations, they may imply the general use of Airdrie residents among users of the facility.

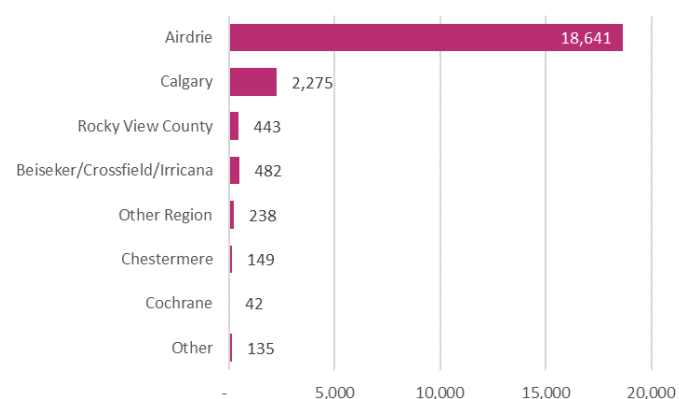
Distribution of Pass Sales by Type in 2019 - 3,181 Total



Distribution of Drop In Visits by Type in 2019 - 60,653 Total



Distribution of Residences among Program Registrants at Genesis Place in 2019 - Total 22,405



Responses gathered from the service provider survey about program participation, along with rental information and desk research was used to estimate the numbers of user group participants that use different categories of indoor and outdoor City of Airdrie facilities. These data are presented in the table to the right along with rental hours at facilities and revenues obtained by the rentals. Boarded ice rinks has the highest estimate of participants, as well as revenues from facility use.

Revenues from various sources for indoor facilities of the City of Airdrie were approximately \$6 million in 2019. Just over a third of the revenue was derived from Drop In Admissions and Pass Sales (37%). About a quarter of revenues came from aquatics program and rental revenues (23%) and another quarter from ice arena rental revenues (25%). The remaining revenues (about 15%) were received from fitness centre programs and rentals of gymnasiums, indoor fields, studios, rooms and running track.

Estimated Participants among User Groups Using City of Airdrie Facilities in 2019 (Indoor and Outdoor Facilities)				
Facility Categories	Estimated User Group Participants	Rental Hours	Rentals Per	Approximate Rental Revenues
Aquatics	300 to 400	4,408	Swimming lane	\$ 75,000
Ice				
Boarded rinks	4,000 to 5,000	9,580	Rink	\$ 1,500,000
Curling rink	500 to 550	n/a		
Hard surfaces (gymnasium)	500 to 600	769	Gymnasium	\$ 65,000
Diamonds	1,500 to 2,000	n/a	Player	\$ 50,000
Rectangular fields	2,000 to 2,500	n/a	Player	\$ 25,000
Indoor turf fields (boarded)	2,000 to 2,500	2,418	Indoor field	\$ 305,000

Estimated user group participants based on survey results, rental information, desk research.

Revenue Sources for Indoor Facilities in 2019		
Revenue Sources		%
Drop in revenue		9
Pass revenue		28
Aquatics	Program revenue	16
	General public rental revenue	1
	User group rental revenue	6
	Total	23
Fitness Centre	Program revenue	7
Ice (arena) user group revenues		25
Hard surface (gymnasium) user group revenues		1
Fieldhouse user group revenues		5
Studios, rooms, and running track user group revenues		1
Total		100

Source: City of Airdrie financial information



Comparative Review of Similar Communities

An inventory of indoor and outdoor recreation facilities in Airdrie was conducted, along with a comparative review of facilities located in similar communities.

The purpose of the comparative review is to provide a broader perspective of recreation facility development by considering how other municipalities have organized recreation infrastructure to meet residents' needs.

To choose the communities to include in the comparative review, the following process was undertaken:

- Demographic data were gathered to identify communities that have similar characteristics to Airdrie. Some latitude was considered in the selection process given the distinctive profile of the Airdrie population (see Appendices for demographic characteristics considered).
- Communities considered within the selection process needed to have population sizes of between 60,000 and 150,000. The range enabled consideration of existing and future needs for Airdrie. It should be noted that based on the Airdrie Municipal Census of 2019, the community has a population of over 70,000.

- Communities selected for the comparative review included:

Community	Approximate Population (2016)
St. Albert, Alberta	66,000
Sherwood Park, Alberta	71,000
Newmarket, Ontario	84,000
Lethbridge, Alberta	93,000
Red Deer, Alberta	100,000
Kelowna, British Columbia	127,000

Aquatics							
	Airdrie	St. Albert	Sherwood Park	Newmarket	Lethbridge	Red Deer	Kelowna
Population (2016 Federal Census)	61,581	65,589	70,618	84,244	92,729	100,418	127,380
Indoor Facilities	1	2	3	2	5	4	3
<u>Flat water</u>							
Lanes (25m)	6	8	26	14	28	15	14
Lanes (50m)					8		8
Lanes (25m equivalent)	6	8	26	14	44	15	30
Diving boards/tank	✓	✓	✓		✓ ⁽²⁾	✓ ⁽²⁾	✓
<u>Leisure water</u>							
Leisure pool (Zero entry leisure/combined flat/teach/tot warm)	1	3	3	2	2	4	1
Water slide	1	3	1	1		4	3
Lazy river	1	1	1		1	1	1
Spray park/play structures	1	2	1	1	1	2	1
Flow rider					1		1
Climbing wall	1	1			1		
Swing rope			1		2		
Wave pool			1		1	1	1
<u>Therapeutic</u>							
Hot tub/whirlpool	1	2	3	2	3	3	2
Steam room	1	1	3		1	3	1
Sauna		1		1	1		
Outdoor Facilities		1		1	2	1	(lakes)
Lanes (25m equivalent)		5			4	12	
Leisure pool		1		1	1	1	
Water slides					2		
Diving board(s)		✓			✓	✓	
Spray/splash park	1	1	4	3	3	2	3

Note: The reference (2) represents dive boards/tank features at two facilities.

Ice							
	Airdrie	St. Albert	Sherwood Park	Newmarket	Lethbridge	Red Deer	Kelowna
Population (2016 Federal Census)	61,581	65,589	70,618	84,244	92,729	100,418	127,380
Indoor Ice Skating Facilities	3	2	5	3	7	5	4
<u>Boarded rinks (including performance rinks)</u>							
NHL or Non-Standardized	5	5	7	6	8	6	6
Olympic				1			
Total	5	5	7	7	8	6	6
<u>Performance rink attributes</u>							
Facilities		1	1	1	1	1	2
Seating		2,023	1,800	2,500	5,900	7,819	6,886
Junior A, AA, AAA		AJHL	AJHL		WHL	WHL	WHL
<u>Leisure rinks</u>							
Surfaces		1	1				
Curling Rink Facilities	1	1	1	1	1	2	1
Sheets	8	6	8	6	10	16	12

Indoor Turf Fields and Hard Surfaces

	Sherwood						
Population (2016 Federal Census)	Airdrie 61,581	St. Albert 65,589	Park 70,618	Newmarket 84,244	Lethbridge 92,729	Red Deer 100,418	Kelowna 127,380
Indoor Turf Field Facilities	1	1	1	1	1	2	2**
Attributes							
Boarded	2	2	2		2	2	2
Non-boarded (boarded equivalent)			*	2		4	1***
Total	2	2	2	2	2	6	3
* Currently planning a full-non-boarded field							
** Indoor domes have closed in Kelowna. Facility with 8 fields located in West Kelowna							
*** Seasonal domed facility.							
Indoor Hard Surfaces (gymnasiums, non-school)	1	1	1	1	3	2	1
Surfaces	2	3	4	1	6	4	1

Other Indoor Facilities

	Sherwood						
Population (2016 Federal Census)	Airdrie 61,581	St. Albert 65,589	Park 70,618	Newmarket 84,244	Lethbridge 92,729	Red Deer 100,418	Kelowna 127,380
Library/Branches	1	1	1	1	2	3	3
Fitness Centre (Studios)/Running Tracks							
Public fitness centres	1	1	2	1	1	3	4
Private fitness centres/studios	15	22	29	46	46	25	101
Indoor running tracks	1	1	1	1	1	2	3
Studio/Gymnastics Centres							
Dance	5	4	5	10	10	7	16
Gymnastics	1	2	1	3	3	4	5
Martial arts	6	14	8	7	8	11	19
Climbing Wall/Bouldering							
Public			1		(university)	1	
Private		2		1	1	1	2
Banquet/Hall/Rooms	4	12	7	5	3	8	9
Spaces in public facilities	5	18	14	12	10	13	19
Persons capacity (largest room)	490	500	500	200	200	n/a	250
Racquet Courts							
Squash		1 (squash, racquetball, wallyball)	6 (squash, racquetball, wallyball)	2	3 (squash, racquetball, wallyball)	6 (squash, racquetball, wallyball)	4
Racquetball							3
Indoor Playgrounds	1	2	2	5	3	4	8
Public	1	2	2		1		
Private				5	4	4	8
Performance Auditorium	1	1	1	1	2	3	3
Seating capacity	377	498	489	400	487, 180	704, 590, 200	853, 326, 200

Outdoor Facilities							
	Airdrie	St. Albert	Sherwood Park	Newmarket	Lethbridge	Red Deer	Kelowna
Population (2016 Federal Census)	61,581	65,589	70,618	84,244	92,729	100,418	127,380
Rectangular Fields							
Rectangular fields	53	47	56	21	103	81	n/a (2010)
Rectangular fields with synthetic turf		1	1	1		1	4
Total	53	48	57	22	103	82	n/a
Diamonds	23	26	45	36	80	82	n/a (2010)
Athletic/Running Tracks (400m)	1	1	1		1	1	1
Disc Golf Courses	1*	1	4	1	2	2	1
Holes	9	9	18	18	36	18	9
* Temporary							
Outdoor Ice Rink	6	31	16	3	4	43	2
Boarded	3	27	9	2		38	2
Unboarded	3	4	8	1	4	40	
Oval						1	
Racquet Courts	3	8	8	12	6	25	10
Tennis (may also allow pickleball)	6	18	12	24	18	48	15
Pickleball (dedicated courts)	4	18	8	3	1	20	13
Skateboard Park	1	1	1	3	5	2	4
BMX Park/Trails	1	1	1		6	1	1
Spray/Splash Parks	1	1	4	3	3	2	3



Residents' Engagement

Airdrie residents were engaged through community surveys to gain information about needs and expectations for recreation within the community.

- HarGroup consultants designed survey instruments that were reviewed by City of Airdrie representatives prior to fielding. The questionnaire was organized to gather detailed quantitative data about involvement in recreation activities, expected needs for indoor and outdoor facilities, and other issues related to recreation facilities in the community.
- The surveys were fielded between October 20 and November 30, 2021.
- The surveys involved questions about household members' behaviours, opinions, and interests. Respondents were asked to have one adult member respond to the survey questions on behalf of the household. Since the questions asked about issues related to all members in the household (including children/youth), it is more likely that an adult member of the household will have the capacity to answer the questions (compared to children or youth within the household).
- Incentives of three \$100 gift cards were used to encourage participation in the survey.

All resident households were given an opportunity to participate in an open-link online survey, which is termed Open Engage within this document. An additional survey process was conducted with a random sample of resident households and is referred to as Random Invite.

Survey Specifications:

Random Invite Survey

- The City of Airdrie provided mailing addresses for 25,926 households.
- A sample of 3,800 was randomly selected from the available addresses to be sent paper questionnaire packages (Note: 60 packages were returned after the mailing and identified by Canada Post as 'no such address').
- Questionnaire packages included an introduction letter, questionnaires, a self-addressed postage paid envelope, and a prize draw entry form card.
- Respondent households were given the opportunity to complete the paper questionnaire or access an online form to complete it.
- A total of 476 completed questionnaires were returned (221 by mail and 255 online). The completed questionnaires represented a 13% response rate.
- Typically, a randomized survey consisting of 476 completed interviews for a population the size of Airdrie would provide margin of error of ± 5 within a 95% confidence interval.

Open Engage Survey

- An open-link online questionnaire was available to residents to participate in the survey process.
- Residents could access the online form through the City of Airdrie website.
- The survey was promoted through City of Airdrie social media and street signs.
- A total of 880 resident households completed the open-link online form.

Public engagement can involve various methods to solicit information from residents. For this Needs Assessment Study, quantitative survey methods were used. Obtaining measurements of behaviour, opinions, and interests can enhance understanding of the community's response to issues of import for the decisions that will result from the engagement findings.

The Open Engage Survey allows all residents an opportunity to provide their input into the engagement process. The findings of the Open Engage Survey are presented in this report and help to inform the issues that were examined.

Employing a randomized sampling survey within the process was deemed important to ensure that there would be objective, dependable, and evidentiary information available within the engagement process. The randomized sampling process helps to eliminate systematic bias that can occur in survey results. This is particularly important with surveys about recreation as there may be population segments that have vested interests in the results, which may encourage participation in open engagement processes. Should this occur, there is the possibility of over representativeness of certain interests in the survey findings. The randomized sampling process helps to minimize this type of systematic bias.

The surveys were fielded during the Covid-19 pandemic. It was acknowledged that recreation activities among residents were affected by the pandemic. As such, respondents were asked to respond based on recreation involvement from 2019 through 2021. This approach was used in an attempt to compensate for potential affects of the pandemic.



Demographic Characteristics

Various demographic characteristics were included within the community surveys to determine representativeness of the samples and assist in understanding perspectives among segments of the Airdrie population.

Overall, the sample from the Random Invite Survey appears to be more representative of the household population within Airdrie than the Open Engage Survey. Even so, there are a few segments of the population that are underrepresented, such as households that rent their homes.

Location

Respondents were asked to identify the community in which they reside. The data gathered in the surveys were compared to the results of the 2019 Municipal Census. A summary is presented to the right.

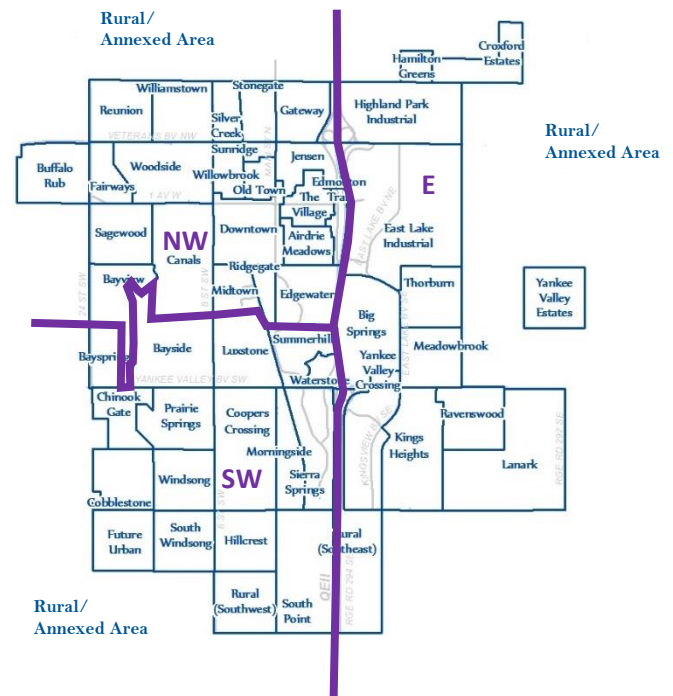
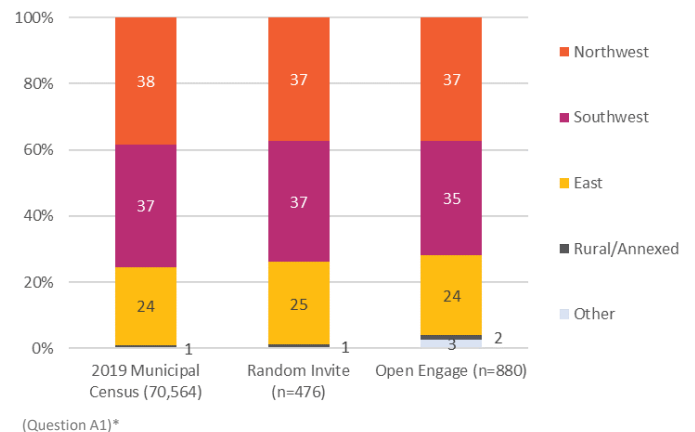
To enable useful analysis of respondents' location within Airdrie, communities were organized into northwest, southwest, and east areas.

- Distribution for the Random Invite Survey was similar to the results of the 2019 Municipal Census.
- The Open Engage Survey had fairly similar distribution to that of the 2019 Municipal Census but was influenced by respondents who lived outside of Airdrie (e.g., Rocky View County, Calgary, and towns and villages surrounding Airdrie.)

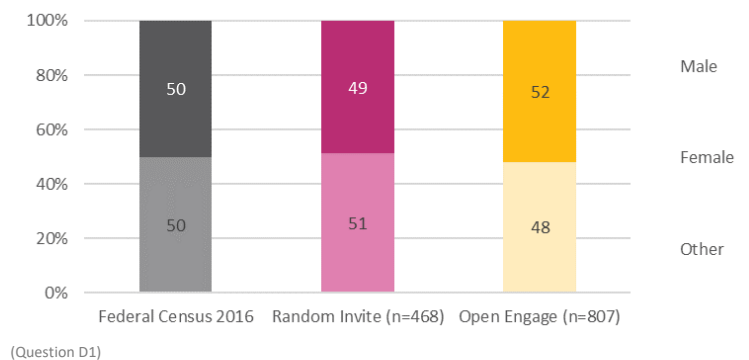
Gender

Gender distribution among members of households respondents were fairly consistent with the 2016 Federal Census. In both the Random Invite and Open Engage Surveys, some household members were identified as Other; however, the number of responses were small.

Distribution of Respondents by Location



Gender Distribution



*Within this section, figures and tables will show references to specific questions within the Community Survey from which the data are sourced.

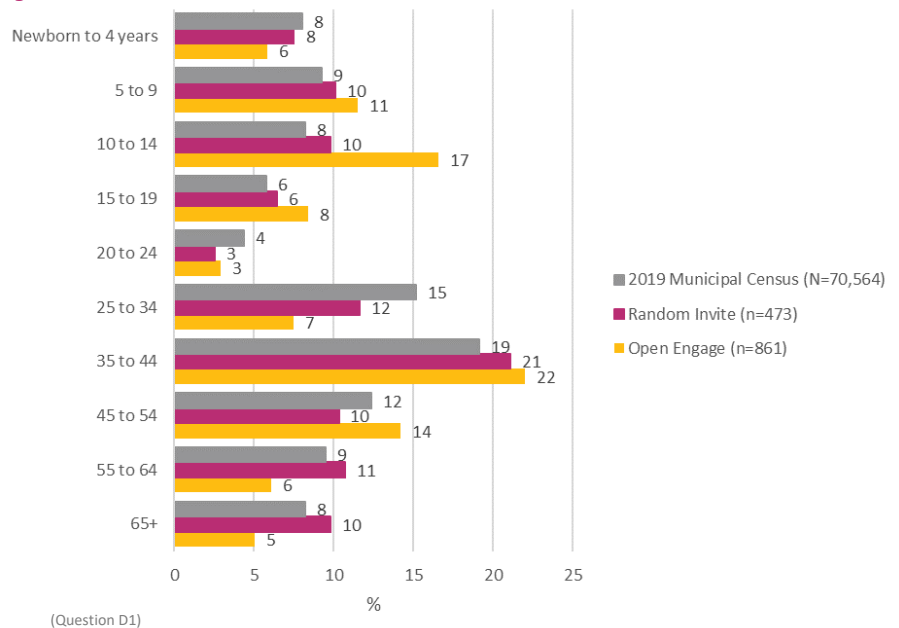
Age, Household Composition, and Family Life Stage

Differences between the 2019 Municipal Census and survey distributions are apparent; particularly for the Open Engage Survey.

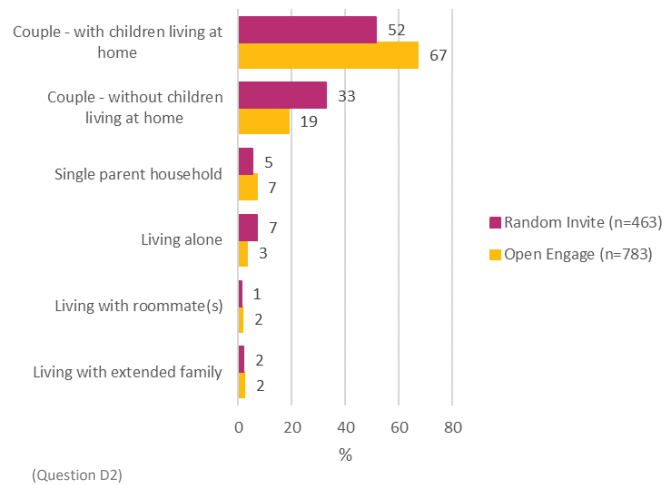
- Differences observed among age groups within the Random Invite Survey are all relatively small (such as up to $\pm 3\%$).
- The Open Engage Survey has more notable differences, especially with the 10 to 14 age group (+9% disparity).
- This difference, as well as those for the 5 to 9 and 15 to 19 age groups, influences the distribution of household composition for the Open Engage Survey.

Data from these characteristics were used to organize the survey samples into family life stages. The concept of family life stages is that most families progress through a number of distinct phases throughout their existence and distinctions are apparent for recreation activities and interests within different stages (see Appendices for definitions of family life stages). Comparing the results of the two surveys reveals that there is a significantly higher representation of Early Nest and Nest with Youth households within the Open Engage sample.

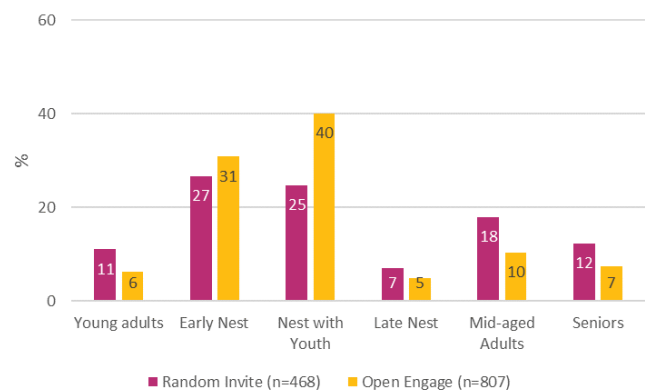
Age Distribution



Household Composition



Family Life Stage Distribution



(Involves data from Questions D1 and D2)

Housing Tenure

The survey samples show a significantly lower representation among households that rent their houses compared to the 2019 Municipal Census.

Commute to Calgary

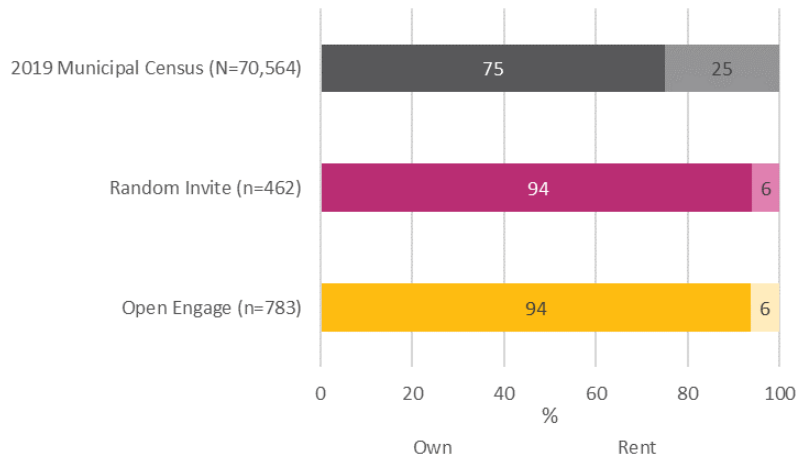
Most respondents indicated that household members commute to Calgary (in 2019/20/21) on a daily basis to go to work, school, or some other purpose.

Fitness/Recreation Centre Memberships

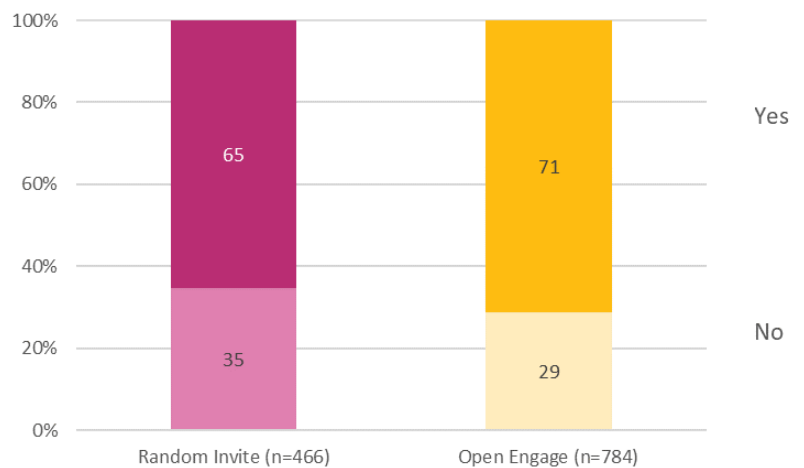
Most respondents indicated that at least one household member had a membership at a fitness/recreation centre in 2019/20/21. The prevalence of fitness centre/recreation centre memberships was much more prominent for the Open Engage sample.

Just over a third of Random Invite respondents indicated that someone in their household had a membership at Genesis Place during 2019/20/21. Genesis Place offers various types of memberships and passes such as punch cards and monthly, annual, or continuous passes. To provide some context to these proportions, between the beginning of 2019 and mid 2021, there were over 10,000 unique client passes purchased to gain access to Genesis Place.

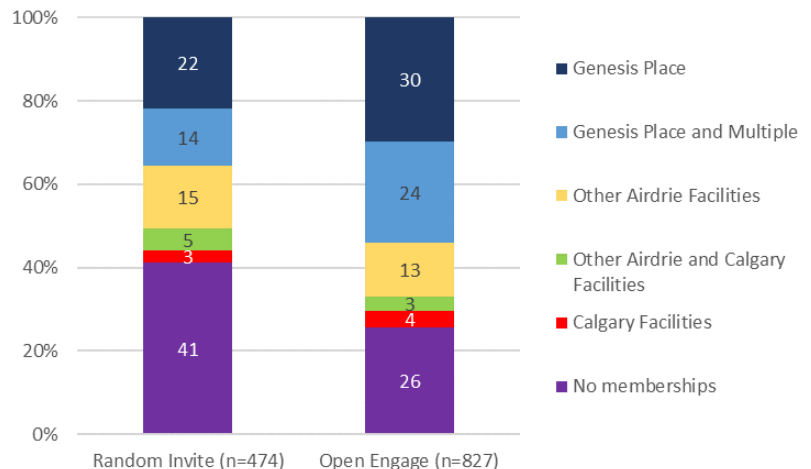
Housing Tenure



Household Members Commute to Calgary



Fitness/Recreation Centre Memberships



General Perceptions about Recreation

Several questions were asked of respondents about general issues associated with recreation. In some respects, these issues provide context to the relevance of recreation in the lives of respondents.

The first of these questions asked about the importance of recreation to the quality of life of household members. To this query, the vast majority of respondents concurred. Indeed, almost three-quarters of Random Invite respondents strongly agreed that recreation was important to members' quality of life.

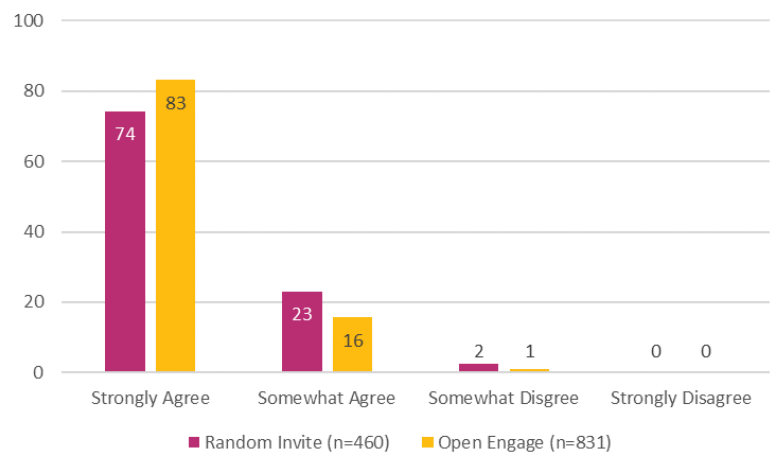
Most respondents also agreed that household members are aware of the types of facilities and programs that are available in Airdrie. However, the extent of agreement was much less convincing for this statement. Only a third of Random Invite respondents indicated that they strongly agreed of knowing what is available.

A further statement asked about the possibility of household members being more involved in activities if additional recreation facilities were to be developed in Airdrie. Again, most respondents agreed, and just over a third stated that they strongly agreed to the assertion.

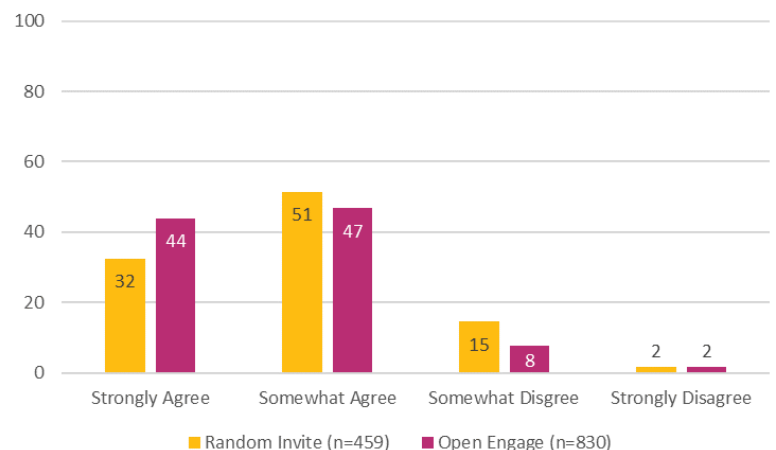
Detailed analysis reveals that Early Nest, Nest with Youth, and Late Nest households are more likely to agree that recreation is important to quality of life and household members would be more involved in activities if more recreation facilities were developed in Airdrie (see Appendices for tables).

Perceptions of Recreation

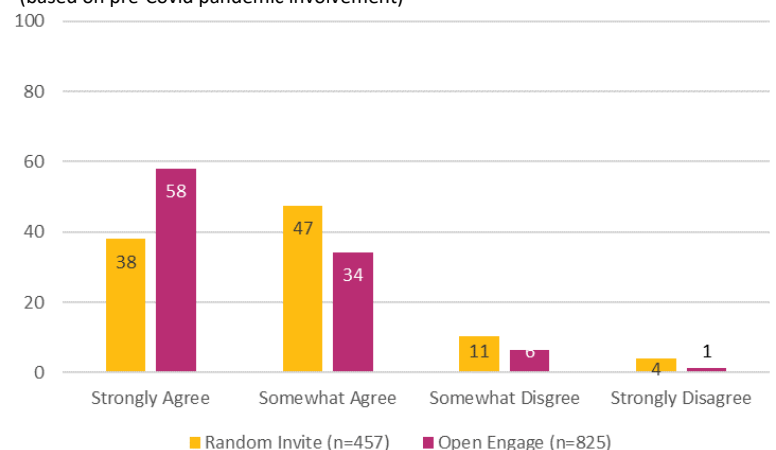
Recreation is important to the quality of life of members of your household



Members of your household know about the types of recreation facilities and programs that are available in Airdrie



If more recreation facilities were developed in Airdrie, your household members would be more involved in activities
(based on pre-Covid pandemic involvement)

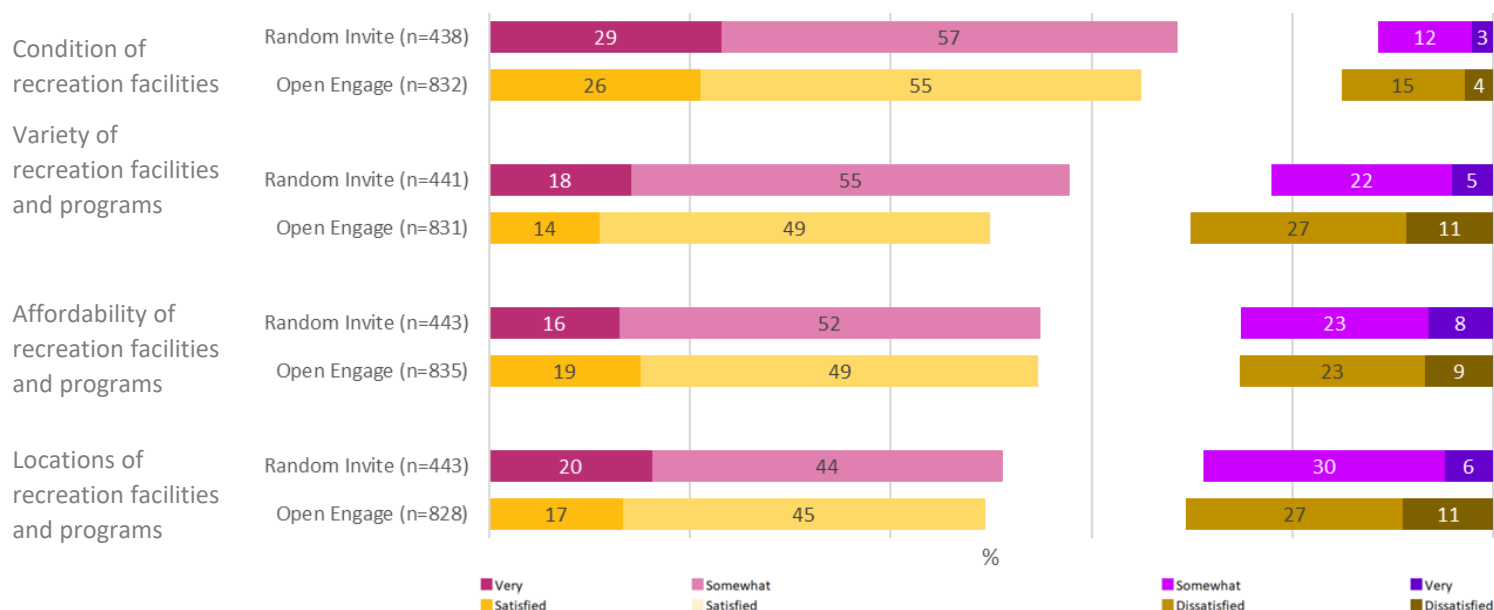


(Question C2)

Satisfaction with aspects of the recreation services in Airdrie were examined with respondents. For the most part, respondents expressed satisfaction with these issues. Even so, more than one in four respondents expressed dissatisfaction with the variety and affordability of recreation facilities and programs. Further, more than one in three respondents indicated dissatisfaction with the location of facilities and programs.

It is worth noting that respondents located in northwest and southwest Airdrie were significantly less likely to indicate satisfaction with the location of recreation facilities and programs than respondents in east Airdrie.

Satisfaction Levels with Aspects of Recreation in Airdrie



(Question B14)

Recreation Activities

Residents were asked various questions to understand their recreation behaviours and involvement.

Perceived Activity Levels

Most respondent households perceive themselves to be either very or somewhat active in recreation. Respondents to the Open Engage Survey were much more likely to consider themselves to be very active in recreation.

Younger respondent households, particularly those with children and youth, are much more likely to perceive members of their households to be very or somewhat active (see Appendices). This is an important distinction as households with children and youth will commonly have their activities concentrated around the interests of the younger members of the household.

Types and Locations of Activities

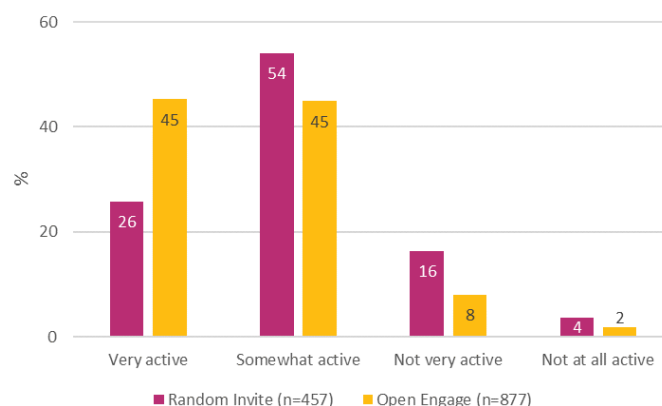
Detailed data about types and locations of activities are presented over the next few pages. A few key observations from the data include:

- Top activities (all, organized, unorganized, competition) involve various indoor and outdoor recreation amenities (e.g., park, sport field, aquatic, ice, indoor turf, and hard surface).
- Top activities for which Airdrie residents go outside the community involve cultural interests, outdoor pursuits, activities that lack amenities in Airdrie, or competitions scheduled with non-Airdrie teams.
- Most of the top activities (Of All Activities) among Airdrie respondents are unorganized such as walking, jogging or running, going to a park, swimming, fitness training, going to the library, etc.

*Note: RI is Random Invite and OE is Open Engage.

**Organized and Both.

Perceived Activity Levels



(Question B1)

Top 10 Lists

	% RI * OE	
<u>Of All Activities</u>		
Walking/jogging/running for fitness/leisure	75	74
Park/community park	63	64
Swimming for pleasure or leisure	51	64
Community events/festivals	50	57
Fitness training using cardio and weight training equipment	49	56
Public library	48	53
Hobbies	45	37
Playground or play centre	44	50
Ice skating - public skating for pleasure or fitness	43	50
Cycling/bicycling - road, mountain, etc.	42	43

	% RI OE	
<u>Organized Activities **</u>		
Community events/festivals	29	35
Fitness exercise instruction	27	34
Swimming lessons	26	35
Fitness movement/stretching instruction	23	29
Live musical performance/concert	22	25
Fitness training using cardio and weight training equipment	21	26
Hockey/ringette	17	31
Soccer - outdoor	16	26
Gymnastics	14	15
Live theatre/opera/dance performance	14	16

(Question B2a)

Top 10 Lists, continued ...

	<u>%</u>	
<u>Unorganized Activities</u>	<u>RI</u>	<u>OE</u>
Walking/jogging/running for fitness/leisure	74	73
Park/community park	62	63
Swimming for pleasure or leisure	48	61
Public library	46	50
Hobbies	44	35
Playground or play centre	43	48
Cycling/bicycling - road, mountain, etc.	41	42
Ice skating - public skating for pleasure or fitness	40	45
Fitness training using cardio and weight training equipment	38	47
Splash park	35	42

*Unorganized and Both

	<u>%</u>	
<u>Competition (Organized)</u>	<u>RI</u>	<u>OE</u>
Hockey/ringette	17	31
Soccer - outdoor	16	26
Gymnastics	14	15
Dance	13	14
Baseball/softball/slopitch	11	16
Soccer-indoor/futsal	10	19
Martial arts	7	9
Curling	6	8
Swimming for competition	5	8
Basketball	5	8

	<u>%</u>	
<u>In Airdrie - Indoor</u>	<u>RI</u>	<u>OE</u>
Swimming lessons	92	91
Swimming for fitness	88	89
Swimming for pleasure or leisure	87	91
Soccer-indoor/futsal	86	83
Martial arts	84	70
Public library	83	87
Ice skating instruction	81	87
Gymnastics	77	80
Children/youth organizations	75	75
Lacrosse - Box	75	71
Swimming for competition	75	59

	<u>%</u>	
<u>In Airdrie - Outdoor</u>	<u>RI</u>	<u>OE</u>
Park/community park	91	94
Soccer - outdoor	91	88
Walking/jogging/running for fitness/leisure	87	91
Cycling/bicycling - road, mountain, etc.	87	87
Splash park	86	87
Skateboarding	85	92
Playground or play centre	82	80
Tennis	75	76
Community events/festivals	75	78
Ice skating - public skating for pleasure or fitness	72	71

	<u>%</u>	
<u>In Calgary and Region</u>	<u>RI</u>	<u>OE</u>
Wall climbing/bouldering	74	77
Live theatre/opera/dance performance	71	63
Art gallery or public art display	62	59
Live musical performance/concert	60	60
Museum/historic site/interpretive centre	53	53
Park/community park	51	46
Squash/racquetball/wallyball	50	55
Lacrosse - Box	50	37
Ultimate frisbee	47	26
Playground or play centre	44	38

	<u>%</u>	
<u>At Home</u>	<u>RI</u>	<u>OE</u>
Hobbies	88	88
Meditation, mindfulness, and similar wellness pursuits	87	81
Personal development courses	63	64
Visual arts pursuits	60	68
Career/job skills development courses	59	49
Fitness movement/stretching instruction	58	66
Fitness training using cardio and weight training equipment	54	58
Fitness exercise instruction	51	55
Public library	15	22

Activity	Participation and Location																			
	Random Invite (%'s, n=476)										Open Engage (%'s, n=880)									
	Participation				Location						Participation				Location					
	No Part.	Unorg.	Org.	Both	At home	Airdrie Indoor	Airdrie Outdoor	Calgary	Region	Other	No Part.	Unorg.	Org.	Both	At home	Airdrie Indoor	Airdrie Outdoor	Calgary	Region	Other
Art gallery or public art display	75	19	3	2	n/a	19	27	56	5	15	74	18	1	6	n/a	22	33	55	4	15
Badminton	89	8	2	1	n/a	50	21	25	0	6	86	9	3	2	n/a	50	26	17	2	15
Ball hockey	93	5	1	1	n/a	23	40	17	0	14	87	8	4	1	n/a	38	45	18	2	6
Baseball/softball/slopitch	84	5	8	4	n/a	3	70	27	3	8	77	7	10	7	n/a	4	75	23	5	7
Basketball	83	12	2	3	n/a	40	63	13	1	2	74	18	2	6	n/a	50	58	8	2	7
Baton twirling	98	1	1	0	n/a	50	38	0	0	0	96	1	1	1	n/a	45	0	3	0	26
Before and after school programs	92	1	6	2	n/a	73	25	3	3	5	86	2	8	5	n/a	83	21	8	3	7
Career/job skills development courses	90	3	6	1	59	18	n/a	24	4	6	89	3	5	3	49	33	n/a	23	2	9
Children/youth organizations	88	1	10	1	n/a	75	46	4	2	5	81	2	13	4	n/a	75	41	6	4	5
Community events/festivals	50	21	15	14	n/a	42	75	26	6	5	43	22	15	20	n/a	39	78	27	7	4
Cross country skiing	90	8	1	1	n/a	n/a	30	15	6	62	87	10	1	2	n/a	n/a	25	21	11	59
Curling	93	1	4	2	n/a	69	6	11	3	9	89	3	7	1	n/a	68	1	8	10	15
Cycling - BMX	92	7	0	0	n/a	n/a	58	17	11	22	91	5	2	2	n/a	n/a	67	12	1	17
Cycling/bicycling - road, mountain, etc.	58	39	1	2	n/a	n/a	87	25	5	17	57	39	1	4	n/a	n/a	87	15	4	24
Dance	83	4	12	0	n/a	71	11	15	3	5	82	3	11	3	n/a	79	1	12	3	8
Day camps for children or youth	86	1	12	1	n/a	64	36	13	6	7	79	2	17	3	n/a	69	32	22	5	9
Disc golf	90	10	0	0	n/a	n/a	41	35	6	27	87	11	1	1	n/a	n/a	54	33	6	24
Drama/theatre, choral pursuits	92	3	5	1	n/a	72	10	38	5	5	85	3	8	3	n/a	58	2	42	4	13
Figure skating	94	3	2	0	n/a	41	33	19	0	7	91	4	3	2	n/a	57	27	6	3	17
Fitness exercise instruction	63	10	18	9	51	65	10	9	1	3	51	15	18	16	55	70	8	7	1	2
Fitness movement/stretching instruction	63	14	16	7	58	58	3	8	0	2	58	13	15	15	66	61	4	7	1	2
Fitness training using cardio and weight training equipment	51	29	11	10	54	60	5	9	0	1	44	30	9	17	58	75	5	6	0	2
Football	92	4	4	0	n/a	8	68	24	3	5	86	7	4	3	n/a	4	76	18	3	11
Gymnastics	83	2	13	1	n/a	77	4	16	0	1	82	3	13	2	n/a	80	4	8	3	6
Hobbies	55	39	1	5	88	15	3	7	1	3	63	28	2	7	88	22	3	7	2	4
Hockey/ringette	74	9	10	7	n/a	59	38	30	4	9	65	4	15	15	n/a	83	30	19	7	7
Ice skating - public skating for pleasure or fitness	57	34	3	6	n/a	46	72	17	1	6	50	31	5	14	n/a	60	71	10	3	5
Ice skating instruction	87	3	8	3	n/a	81	19	9	3	3	77	2	14	7	n/a	87	7	12	4	5
Inclusive activities/programming	98	0	1	0	n/a	67	33	0	0	0	97	1	1	1	n/a	24	7	34	0	21
Intro to Sport	93	1	5	1	n/a	67	30	12	0	0	88	3	7	2	n/a	71	24	12	2	8
Lacrosse - Box	97	1	2	0	n/a	75	0	33	17	8	93	1	4	3	n/a	71	2	17	19	11
Lacrosse - Field	99	0	0	0	n/a	0	33	33	0	0	95	1	2	2	n/a	15	59	24	7	12
Live musical performance/concert	63	14	17	5	n/a	44	18	58	2	7	61	14	16	8	n/a	42	24	59	1	10
Live theatre/opera/dance performance	78	8	12	2	n/a	37	10	68	4	9	75	9	11	5	n/a	47	6	63	0	8
Martial arts	92	1	6	1	n/a	84	0	16	0	3	89	2	7	2	n/a	70	1	10	1	10
Meditation, mindfulness, and similar wellness pursuits	83	12	4	2	87	27	4	11	2	1	78	14	4	4	81	29	3	8	1	6
Membership of service club	94	2	3	1	n/a	50	3	13	3	30	93	2	3	1	n/a	61	15	15	5	11
Museum/historic site/interpretive centre	78	18	3	2	n/a	28	11	49	5	41	75	19	3	4	n/a	28	5	48	5	50
Organized dances/socials	91	4	5	0	n/a	54	12	27	5	15	89	4	4	3	n/a	59	12	23	3	16
Park/community park	37	56	1	6	n/a	n/a	91	43	8	8	36	51	1	12	n/a	n/a	94	38	7	8
Personal development courses	82	5	9	3	63	26	n/a	21	2	7	77	6	12	5	64	33	n/a	25	3	5
Pickleball	88	9	1	1	n/a	9	62	5	7	27	82	13	1	4	n/a	30	69	4	3	13
Playground or play centre	56	40	1	3	n/a	25	82	34	10	3	50	41	1	7	n/a	24	80	29	9	5

(Question B2a and B2b)

Participation and Location																					
Activity	Random Invite (%'s, n=476)										Open Engage (%'s, n=880)										
	Participation					Location					Participation				Location						
	No Part.	Unorg.	Org.	Both	At home	Airdrie Indoor	Airdrie Outdoor	Calgary	Region	Other	No Part.	Unorg.	Org.	Both	At home	Airdrie Indoor	Airdrie Outdoor	Calgary	Region	Other	
Public library	52	40	2	7	15	83	5	11	2	3	47	40	3	10	22	87	1	11	2	2	
Roller skating/derby	95	4	1	0	n/a	22	57	22	4	9	92	6	1	1	n/a	11	53	9	4	20	
Seniors activities through seniors organizations	96	2	1	1	n/a	70	15	0	0	5	95	3	1	1	n/a	57	11	15	0	26	
Skateboarding	85	14	0	1	n/a	3	85	14	3	4	80	19	0	1	n/a	2	92	13	2	4	
Splash park	63	34	1	2	n/a	9	86	27	6	5	56	39	2	3	n/a	6	87	18	7	11	
Soccer - outdoor	76	8	9	6	n/a	n/a	91	23	1	1	66	8	14	12	n/a	n/a	88	24	2	4	
Soccer-indoor/futsal	88	3	7	3	n/a	86	n/a	28	0	2	79	1	12	7	n/a	83	n/a	37	1	4	
Squash/racquetball/wallyball	97	3	0	0	n/a	13	0	50	0	19	95	3	1	1	n/a	10	0	55	0	21	
Swimming for competition	92	3	4	2	n/a	75	n/a	13	0	10	87	5	4	4	n/a	59	n/a	19	2	16	
Swimming for fitness	75	16	5	4	n/a	88	n/a	13	0	10	62	24	5	9	n/a	89	n/a	13	1	8	
Swimming for pleasure or leisure	49	43	3	6	n/a	87	n/a	20	1	16	36	51	2	10	n/a	91	n/a	20	2	13	
Swimming lessons	69	5	25	1	n/a	92	n/a	6	1	4	61	4	30	5	n/a	91	n/a	6	1	6	
Tennis	88	11	0	0	n/a	2	75	21	4	11	86	12	1	1	n/a	6	76	12	0	11	
Ultimate frisbee	96	3	1	0	n/a	0	41	47	0	12	96	4	0	1	n/a	0	42	24	3	16	
Visual arts pursuits	84	12	2	2	60	33	11	23	3	8	82	11	3	4	68	38	8	16	2	11	
Volleyball	89	7	4	1	n/a	41	31	19	9	17	81	9	4	5	n/a	58	26	16	11	13	
Walking/jogging/running for fitness/leisure	25	71	1	3	n/a	17	87	26	4	11	26	65	1	8	n/a	22	91	19	6	11	
Wall climbing/bouldering	88	10	1	1	n/a	2	14	74	0	19	87	9	2	2	n/a	7	2	73	4	24	

Activities Wanted to Do More Often

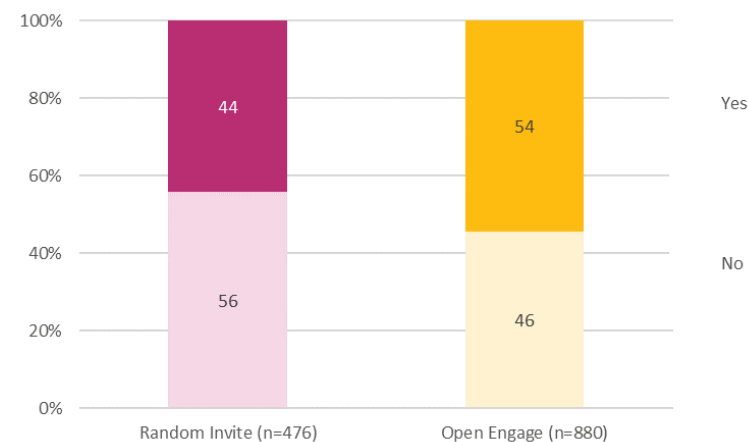
Approximately half of respondents indicated that household members would have liked to do some activities more often than they were able to in 2019.

The most common activities they would have preferred to do more often included:

- Swimming (RI - 17%; OE - 17%)
- Fitness exercise instruction (RI - 10%; OE - 4%)
- Fitness training (RI - 9%; OE - 6%)
- Gymnastics (RI - 6%; OE - 4%)
- Dance (RI - 6%; OE - 2%)

Many of the reasons for wanting to participate more were access related such as not enough available, current offerings being full, the right kinds of opportunities not being available.)

Would have Liked to Do More Often (Compared to 2019)



(Question B4b)

There were also suggestions that activities are too costly.

Wanted to Participate More (Had Been Participating in 2019)			
Reasons		% of Respondents	
		Random Invite (n=210)	Open Engage (n=478)
Access Issues	Not enough facilities/programs/services available	28	28
	Current programs/facilities are full	26	29
	The right kinds of facilities/programs/services are not available	19	21
	Existing programs do not meet household schedule(s)	16	21
	Facilities/programs/services are located too far away	16	13
	Not aware of what is available/do not have enough information	12	10
	There is nothing organized or available	7	7
	Facilities in poor condition	4	6
Personal Challenges	Activities too costly	29	25
	Poor health	3	2
Other Priorities/Personal Interest	Not enough time generally	16	14
	Children are not old enough yet	15	8
	Too many work commitments	13	11
	Already too busy with other activities	10	13
	Too many family commitments	8	10
	Travel a lot	5	4
Other	Not motivated enough to get involved	4	4
		7	8

(Question B6b)

Wanted to Participate More (Had Been Participating in 2019)		
Activities	% of Respondents	
	Random Invite (n=210)	Open Engage (n=478)
Swimming (general)	17	17
Fitness exercise instruction	10	4
Fitness training using cardio and weight training equipment	9	6
Gymnastics	6	4
Dance	6	2
Soccer - outdoor	5	4
Baseball/softball/slopitch	4	2
Wall climbing/bouldering	4	2
Swimming for fitness	4	2
Swimming lessons	4	5
Tennis	4	1
Hockey/ringette	3	5
Ice skating - public skating for pleasure or fitness	3	4
Walking/jogging/running for fitness/leisure	3	4
Pickleball	3	5
Basketball	2	3
Cycling/bicycling - road, mountain, etc.	2	2
Volleyball (including beach volleyball)	2	1
Golf	2	1
Squash/racquetball/wallyball	2	1
Badminton	2	1
Personal development courses	2	<1
Live theatre/opera/dance performance (not movies)	1	3
Martial arts	1	1
Community events/festivals	1	1
Skiing/snowboarding	1	0
Live musical performance/concert	1	1
Disc golf	1	1
Hobbies	1	0
Public library	1	0
Cross country skiing	<1	1
Visual arts pursuits	<1	1
Ball hockey	<1	1
Rugby	<1	1
Art gallery or public art display	<1	<1
Curling	<1	<1
Intro to Sport	<1	<1
Bowling	<1	<1
Football	<1	<1
Music lessons	<1	<1
Swimming for pleasure or leisure	<1	<1
Ice skating instruction	<1	0
Ninja course	<1	0
Roller skating/derby	<1	0

(Question B5b)

Wanted to Participate More (Had Been Participating in 2019)		
Activities	% of Respondents	
	Random Invite (n=210)	Open Engage (n=478)
Fitness movement/stretching instruction	0	4
Soccer-indoor/futsal	0	1
Canoeing/Kayaking	0	1
Day camps for children or youth	0	1
Track and field	0	1
Boxing	0	<1
Baton twirling	0	<1
Children/youth organizations	0	<1
Culture, Indigenous culture activities	0	<1
Lacrosse - Box	0	<1
Meditation, mindfulness, and similar wellness pursuits	0	<1
Mom and Tot	0	<1
Skateboarding	0	<1
Archery	0	<1
Cheer	0	<1
Cycling - BMX	0	<1
Dodgeball	0	<1
Go carting	0	<1
Membership of service club	0	<1
Organized dances/socials (children, youth or adults)	0	<1
Orienteering	0	<1
Shooting (range)	0	<1
Skydiving	0	<1
Snowshoeing	0	<1
Sportball	0	<1
Swimming for competition	0	<1
Tobogganing	0	<1

Activities Wanting to Start

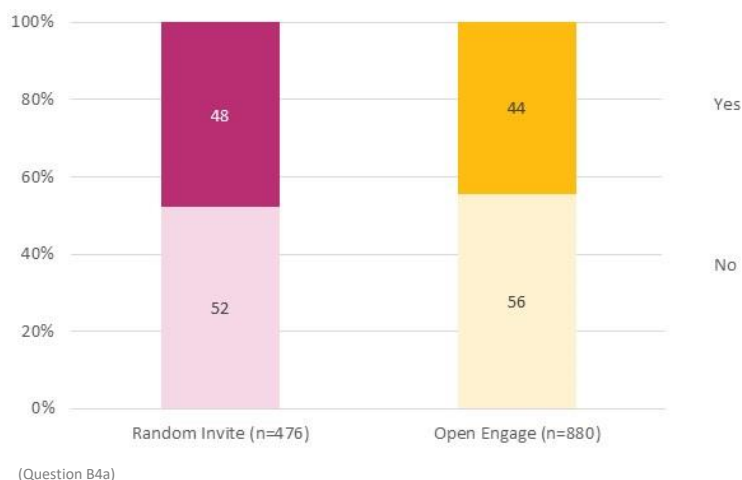
Almost half of respondents indicated that household members would like to start new activities (that they did not take part in during 2019/20/21).

The most common activities cited for starting included:

- Swimming (RI - 12%; OE - 10%)
- Pickleball (RI - 9%; OE - 5%)
- Martial arts (RI - 7%; OE - 4%)
- Dance (RI - 7%; OE - 3%)
- Fitness training (RI - 7%; OE - 7%)
- Fitness movement/stretching (instruction) (RI - 6%; OE - 4%)
- Fitness exercise instruction (RI - 6%; OE - 4%)

Again, many of the reasons for not having already started participating in the activities were related to access and perceived cost.

Would Like to Start New Activities (Did not take part in 2019/20/21)



Reasons for Not Currently Participating (Did Not Take Part in 2019/20/21)			
		% of Respondents	
Reasons		Random Invite (n=227)	Open Engage (n=390)
Access Issues	Not aware of what is available/do not have enough information	31	16
	The right kinds of facilities/programs/services are not available	23	30
	Current programs/facilities are full	21	31
	Facilities/programs/services are located too far away	20	18
	Existing programs do not meet household schedule(s)	18	26
	Not enough facilities/programs/services available	17	25
	There is nothing organized or available	10	7
	Facilities in poor condition	3	6
Personal Challenges	Activities too costly	36	40
	Poor health	7	4
Other Priorities/ Personal Interest	Not enough time generally	24	18
	Children are not old enough yet	21	11
	Too many work commitments	15	12
	Already too busy with other activities	12	16
	Too many family commitments	11	11
	Not motivated enough to get involved	7	4
Other		6	6
		7	8

(Question B6a)

Activities Would Like to Start (Did Not Take Part in 2019/20/21)		
Activities	% of Respondents	
	Random Invite (n=227)	Open Engage (n=390)
Swimming (general)	12	10
Pickleball	9	5
Martial arts	7	4
Dance	7	3
Fitness training using cardio and weight training equipment	7	7
Fitness movement/stretching instruction	6	4
Fitness exercise instruction	6	4
Squash/racquetball/wallyball	5	3
Gymnastics	4	5
Swimming lessons	4	6
Soccer - outdoor	4	2
Cross country skiing	4	3
Wall climbing/bouldering	4	5
Ice skating instruction	3	<1
Walking/jogging/running for fitness/leisure	3	3
Hockey/ringette	3	3
Visual arts pursuits	3	3
Tennis	3	1
Curling	3	2
Basketball	3	3
Swimming for fitness	3	3
Live musical performance/concert	2	2
Badminton	2	2
Live theatre/opera/dance performance (not movies)	2	2
Skiing/snowboarding	2	1
Music lessons	2	2
Personal development courses	2	2
Volleyball (including beach volleyball)	2	2
Intro to Sport	1	0
Children/youth organizations	1	1
Seniors activities through seniors organizations	1	1
Cycling/bicycling - road, mountain, etc.	1	2
Baseball/softball/slopitch	1	2
Swimming for competition	1	0
Public library	1	<1
Splash park	1	0
Swimming for pleasure or leisure	1	<1
Canoeing/Kayaking	1	1
Flag football	1	1
Hobbies	1	1
Rugby	1	1
Golf	1	2
Soccer-indoor/futsal	1	2

(Question B5a)

Activities Would Like to Start (Did Not Take Part in 2019/20/21)		
Activities	% of Respondents	
	Random Invite (n=227)	Open Engage (n=390)
Career/job skills development courses	<1	0
Meditation, mindfulness, and similar wellness pursuits	<1	0
Ninja course	<1	0
Playground or play centre	<1	0
Roller skating/derby	<1	0
Art gallery or public art display	<1	<1
Mom and Tot	<1	<1
Skateboarding	<1	1
Football	<1	2
Lacrosse - Box	<1	2
Disc golf	<1	3
Ball hockey	0	1
Cycling - BMX	0	1
Snowshoeing	0	1
Track and field	0	1
Archery	0	1
Day camps for children or youth	0	1
Boxing	0	<1
Cheer	0	<1
Chess	0	<1
Culture, Indigenous culture activities	0	<1
Dodgeball	0	<1
Orienteering	0	<1
Roller hockey	0	<1
Sportball	0	<1
Travel	0	<1
Ultimate frisbee	0	<1

Activities Likely to Stop or Do Differently Due to Pandemic

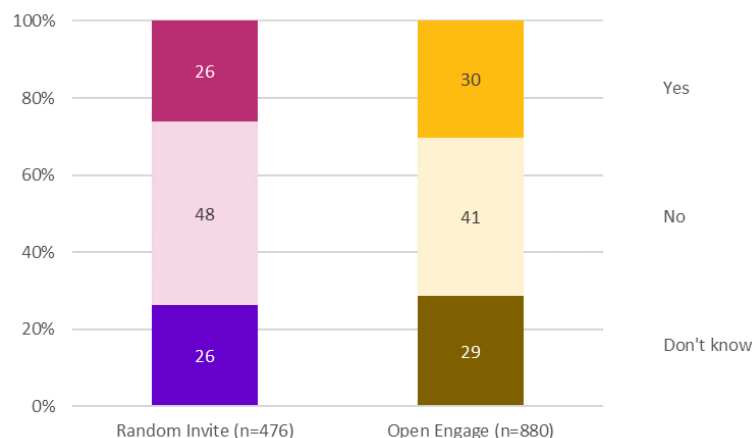
About one in four Random Invite respondents stated that household members were likely to stop recreation activities, do less, or do differently due to the pandemic.

The most common activities cited for stopping, doing less, or doing differently included:

- Fitness training (RI - 35%; OE - 31%)
- Fitness exercise instruction (RI - 10%; OE - 8%)
- Swimming (general) (RI - 6%; OE - 10%)
- Swimming lessons (RI - 6%; OE - 2%)
- Martial arts (RI - 6%; OE - 3%)

Common reasons for indicating change in participation included having purchased equipment, concerned about being in facilities with other people, and having starting different activities.

Likely to Stop or Do Activities Differently Due to Pandemic



(Question B7)

Likely to Stop, do Less, or do Differently (Compared to Pre-Pandemic)		
Reasons	% of Respondents	
	Random Invite (n=124)	Open Engage (n=266)
Have purchased equipment to use at home/on our own	39	43
Concerned about being in facilities with other people	31	34
Started different activities during pandemic	23	17
Instruction/classes are available online	19	17
Want to participate in outside rather than inside recreation activities	16	11
Service provider closed	15	16
Have different priorities/ interests now	15	11
Likely to be less service provision available	8	8
Children aged out of activity during pandemic	5	8
Other:	23	20

(Question B9)

Likely to Stop, do Less, or do Differently (Compared to Pre-Pandemic)		
Activities	% of Respondents	
	Random Invite (n=124)	Open Engage (n=266)
Fitness training using cardio and weight training equipment	35	31
Fitness exercise instruction	10	8
Swimming (general)	6	10
Swimming lessons	6	2
Martial arts	6	2
Hockey/ringette	4	6
Music lessons	4	0
Soccer - outdoor	3	3
Gymnastics	2	2
Dance	2	3
Basketball	2	1
Walking/jogging/running for fitness/leisure	2	1
Cycling/bicycling - road, mountain, etc.	2	1
Bowling	2	0
Baton twirling	2	0
Live musical performance/concert	2	0
Ice skating - public skating for pleasure or fitness	1	1
Live theatre/opera/dance performance (not movies)	1	1
Curling	1	0
Hobbies	1	0
Volleyball (including beach volleyball)	1	0
Archery	1	0
Intro to Sport	1	0
Squash/racquetball/wallyball	1	0
Swimming for pleasure or leisure	1	0
Travel	1	0
Fitness movement/stretching instruction	0	4
Swimming for fitness	0	2
Baseball/softball/slopitch	0	2
Children/youth organizations	0	1
Community events/festivals	0	1
Soccer-indoor/futsal	0	1
Visual arts pursuits	0	1
Boxing	0	<1
Ball hockey	0	<1
Football	0	<1
Public library	0	<1
Roller skating/derby	0	<1
Skydiving	0	<1
Ultimate frisbee	0	<1
Wall climbing/bouldering	0	<1

(Question B8)

Facility Use

There are various recreation facilities available where Airdrie residents can engage in activities and pursuits. Many exist in Airdrie, while others are available outside the community.

Data presented on the next page shows use among survey respondents of various recreation amenities located in Airdrie, Calgary, Rocky View County, and Crossfield, Beiseker, and Irricana from 2019 through 2021.

These results reveal the importance of recreation facilities being located in Airdrie. Overall, use of Airdrie facilities is much more prevalent than use of facilities outside the community. For example, about three in ten Random Invite respondents indicated attendance at Bert Church Theatre, which is higher than the one in five respondents that stated use of performing arts facilities in Calgary. This particular example is highlighted as there are many more of these facilities located in Calgary, and yet the survey findings suggests that Airdronians are more likely to attend events at Bert Church Theatre than in Calgary.

The findings also show the prevalence of use of pathways and trails, parks, aquatic facilities, the public library, and playgrounds within Airdrie. These amenities typically support unorganized (or unstructured) activities.

Community halls, ice rinks, diamonds and rectangular sport fields, and indoor fields, which primarily support organized activities, are also used by substantial portions of residents.

Top 10 Lists*

	<u>%</u>	
	<u>RI</u>	<u>OE</u>
<u>Of All Facilities</u>		
Outdoor pathways/trails (A)	68	71
Outdoor parks/community parks (A)	63	63
Genesis Place - leisure pool/lazy river/water slide (A)	53	65
Airdrie Public Library (A)	52	57
Outdoor playgrounds (other than Chinook Winds Park) (A)	51	54
Outdoor pathways/trails (C)	43	38
Outdoor ice rinks (A)	42	49
Chinook Winds Park - spray park (A)	39	43
Outdoor parks/community parks (C)	38	34
Chinook Winds Park - playground (A)	36	40
<u>In Airdrie</u>		
Outdoor pathways/trails (A)	68	71
Outdoor parks/community parks (A)	63	63
Genesis Place - leisure pool/lazy river/water slide (A)	53	65
Airdrie Public Library (A)	52	57
Outdoor playgrounds (other than Chinook Winds Park) (A)	51	54
Outdoor ice rinks (A)	42	49
Chinook Winds Park - spray park (A)	39	43
Chinook Winds Park - playground (A)	36	40
Bert Church Theatre (A)	30	36
Genesis Place - fitness centre (A)	29	45
<u>Outside Airdrie</u>		
Outdoor pathways/trails (C)	43	38
Outdoor parks/community parks (C)	38	34
Outdoor playgrounds (C)	29	27
Outdoor pathways/trails (RVC)	24	22
Aquatic facilities (C)	22	27
Performing arts facilities (C)	20	21
Outdoor parks/community parks (RVC)	19	18
Indoor playgrounds (C)	17	16
Indoor ice rinks (C)	16	24
Outdoor ice rinks (C)	15	17

*Note: RI is Random Invite and OE is Open Engage
A is Airdrie, C is Calgary, and RVC is Rocky View County.

(Question B10)

Facility Use (%s, Random Invite n=476, Open Engage n=880)					
Used/Visited in Airdrie			Used/Visited in Calgary		
RI	OE		RI	OE	
7	12	Airdrie Curling Club	6	8	Art centres
4	3	Airdrie Over 50 Club	13	18	Art galleries for art exhibits
52	57	Airdrie Public Library	22	27	Aquatic facilities
30	36	Bert Church Theatre	8	10	Community halls
5	11	Boys & Girls Club of Airdrie	3	2	Curling rinks
19	22	Chinook Winds Park - diamonds	9	15	Fitness facilities
12	15	Chinook Winds Park - beach/volleyball courts	5	9	Gymnasiums
8	12	Chinook Winds Park - outdoor court pads	6	12	Indoor field facilities
36	40	Chinook Winds Park - playground	16	24	Indoor ice rinks
23	34	Chinook Winds Park - skate park	17	16	Indoor playgrounds
39	43	Chinook Winds Park - spray park	2	1	Indoor tennis courts
26	28	Community halls at the Town and Country Centre	2	2	Martial arts studios
5	7	Ed Eggerer Athletic Park - Rectangular fields	15	16	Museums/interpretive centres
7	11	Ed Eggerer Athletic Park - Running track	8	9	Outdoor diamonds
3	4	Fletcher Park - BMX track	15	17	Outdoor ice rinks
5	7	Fletcher Park - disc golf course	38	34	Outdoor parks/community parks
5	7	Genesis Place - dance/mind body studios	29	27	Outdoor playgrounds
29	45	Genesis Place - fitness centre	43	38	Outdoor pathways/trails
10	17	Genesis Place - fitness class studios	8	13	Outdoor sports fields (rectangular fields)
27	40	Genesis Place - ice rinks (two rinks)	3	4	Outdoor tennis/pickleball courts
17	33	Genesis Place - indoor fields	20	21	Performing arts facilities
18	27	Genesis Place - indoor running track	2	3	Racquetball/squash/wallyball courts
23	32	Genesis Place - 25 metre/six lane pool	1	1	Seniors centres/facilities
53	65	Genesis Place - leisure pool/lazy river/water slide			
10	20	Genesis Place - rectangular gymnasiums	Used/Visited in Rocky View County		
12	13	Gymnastics facilities	9	9	Community halls
6	7	Martial arts studios	1	1	Curling rinks
8	18	Monklands Fields (rectangular fields)	9	15	Indoor ice rinks
12	14	Nose Creek Valley Museum	4	6	Outdoor diamonds
21	25	Private fitness centres/gym	19	18	Outdoor parks/community parks
17	21	Private fitness studios	24	22	Outdoor pathways/trails
25	35	Ron Ebbesen Arena (two rinks)			
21	34	Plainsmen Arena	Used/Visited in Crossfield/Beiseker/Irricana		
10	17	Outdoor court pads (other than Chinook Winds Park)	6	6	Community halls
12	14	Outdoor fitness equipment	1	1	Curling rinks
42	49	Outdoor ice rinks	8	18	Indoor ice rinks
63	63	Outdoor parks/community parks	3	3	Outdoor diamonds
51	54	Outdoor playgrounds (other than Chinook Winds Park)	2	3	Outdoor ice rinks
68	71	Outdoor pathways/trails	9	11	Outdoor parks/community parks
16	19	Outdoor tennis/pickleball courts	7	9	Outdoor pathways/trails
8	15	School diamonds	1	3	Outdoor sports fields (rectangular fields)
2	7	School classrooms	1	1	Outdoor tennis/pickleball courts
9	16	School gymnasiums	7	9	Splash park in Banta Park (Crossfield)
13	23	School sport fields (rectangular fields)			
6	8	Street art galleries			

(Question B10)

While Airdronians use recreation facilities within community, there is also considerable use outside of the community. When asked why they use facilities outside of Airdrie, survey respondents most commonly cited that facilities

Do not exist in Airdrie or that facilities/ programs in Airdrie are full or too crowded. There was also indication among some respondents that they prefer to use the facilities or programs outside the community.

Reasons for Using Facilities Outside of Airdrie		
Reasons	% of Respondents	
	Random Invite (n=362)	Open Engage (n=681)
The types of facilities used do not exist in Airdrie	33	45
Facilities/programs in Airdrie are full/too crowded	27	42
No specific reason	15	12
Household members prefer to use facilities/programs outside of Airdrie because friends/family are there	12	10
Facilities/programs outside Airdrie are preferred by household members	12	18
Facilities/programs in Airdrie do not meet household schedule(s)	11	17
Household members are not aware of what is available in Airdrie	7	6
Facilities in Airdrie are in poor condition	6	10
Facilities/programs outside Airdrie are closer to work/school/other services/activities	6	7
Activities scheduled outside/Not enough facilities in Airdrie	4	8
Household members prefer the instructors/coaches/staff at facilities outside of Airdrie	4	6
Cost too high in Airdrie	1	3
Other	11	7

(Question B11)

Detailed analysis reveals that some reasons were more commonly associated with specific facilities. The following summaries show the

facilities more likely to be mentioned for the reasons of facilities do not exist in Airdrie or facilities/programs are full or too crowded.

Facilities do not Exist *

Art Centres (C)
Art galleries (C)
Aquatic centres (C)
Indoor playgrounds (C)
Museums/interpretive centres (C)
Performing arts facilities (C)

Facilities/programs full/too crowded

Aquatic centres (C)
Community halls (C)
Indoor ice rinks (C)
Indoor playgrounds (C)
Outdoor diamonds (C)
Outdoor playgrounds (C)
Outdoor diamonds (CBI)
Splash park in Banta Park (Crossfield)

(Involves data from Questions B10 and B11)

*Note: While some of these facilities exist in Airdrie, respondents may have been referring to specific features or types such as a wave pool in an aquatic centre. It should also be noted that these facilities were most commonly associated rather than being directly connected with the response 'facilities do not exist.'

Development Priorities

Based on the following ratings, respondents indicated that all age segments of the population and different participation levels should be given similar priorities for developing more recreation facilities and programs.

Advanced level activities received the least support among all the options. Even so, eight in ten respondents stated it was important for the needs of this segment to have facilities and programs developed.

Programming Priorities



(Question B14)

Recreation Facility Development

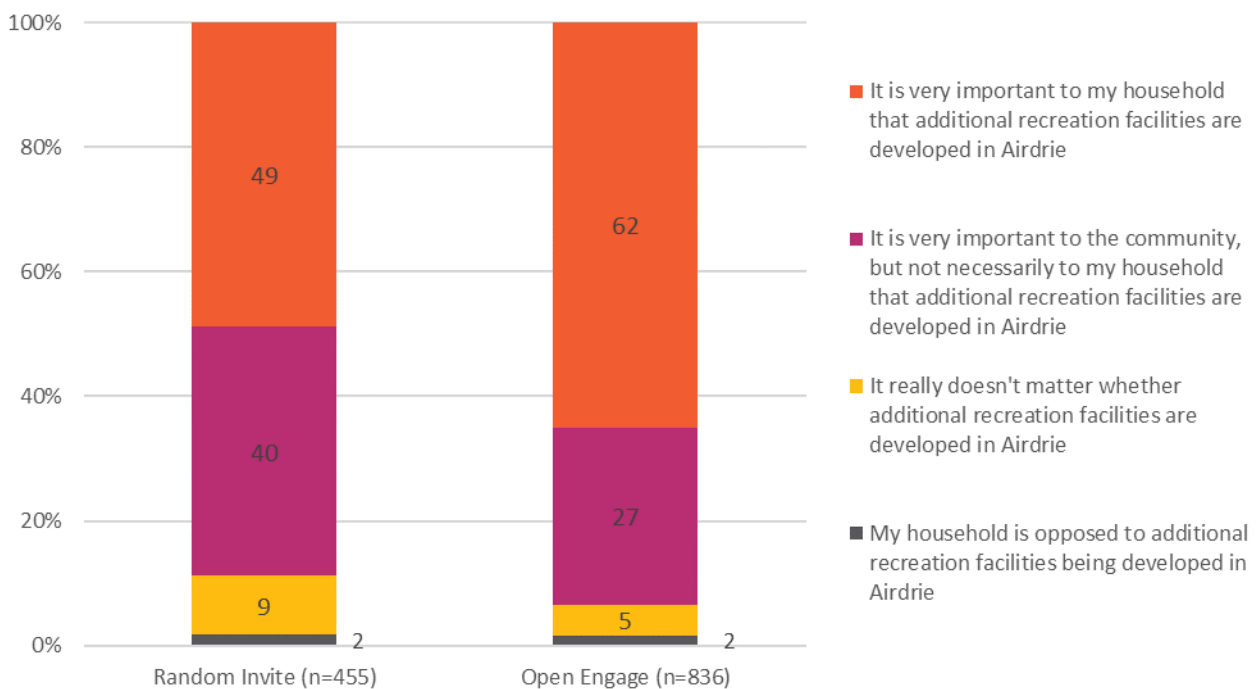
The survey asked a series of questions about indoor and outdoor recreation facility development to identify perceived needs and expectations among residents.

A question asked about the relevance of facility development to members of respondents' households. Approximately half

of Random Invite and a higher proportion of Open Engage respondents indicated that it was very important to their households that additional recreation facilities were developed in Airdrie.

It is worth noting that Early Nest and Nest with Youth households were significantly more likely to state that it was important to their households that additional recreation facilities are developed (see Appendices for tables).

Relevance of Recreation Facility Development in Airdrie



(Question C1)

Most respondents agreed that new facilities should emphasize users/ attendees/tournaments from outside the community even though there may be additional costs to do so; although most of these respondents stated somewhat rather than strongly agree to the assertion.

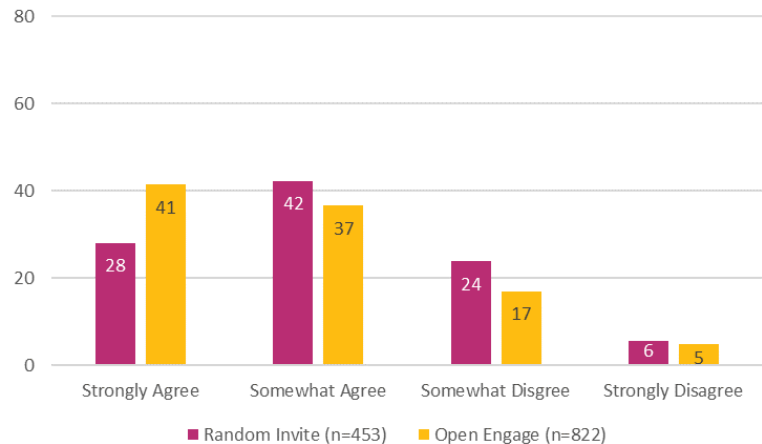
Respondents were also asked to indicate whether household members would use a new regional park in northeast Airdrie and a new multipurpose (indoor and outdoor) facility in west south Airdrie. Respondents were much more likely to agree that they would use a new recreation facility on the west south part of Airdrie.

Respondents located in east Airdrie were significantly more likely to agree to use of a regional park in northeast Airdrie, while those in northwest and, particularly, southwest Airdrie would use a new multipurpose recreation facility in west south Airdrie (see Appendices for tables).

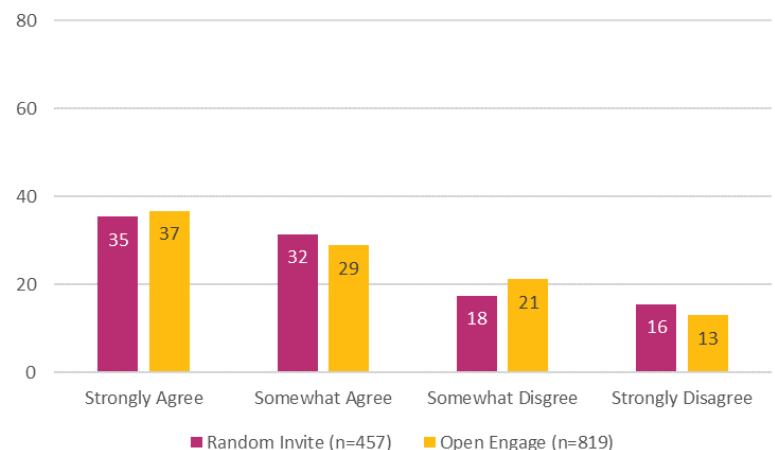
Also, respondents who stated that new facilities are very important for their households were more likely to state use of a new regional park and new multipurpose facility.

Recreation Facility Development Issues

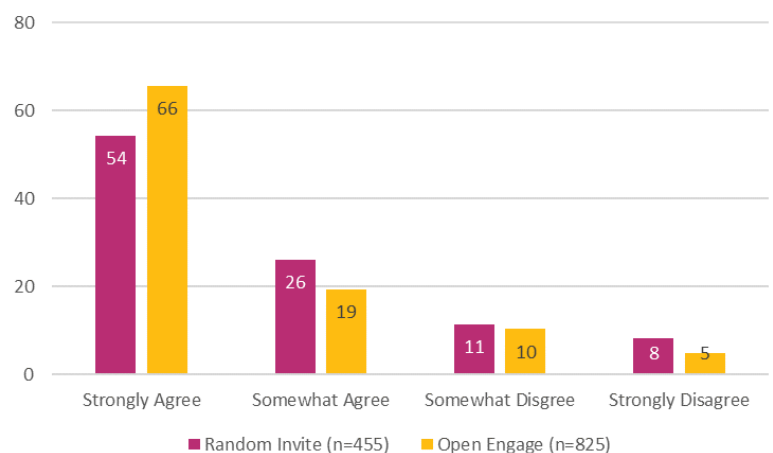
New recreation facilities developed in Airdrie should emphasize bringing in users/attendees/tournaments (and revenues) from outside the community even though there may be additional costs (upfront capital and ongoing operating) to do so



Members of your household would use outdoor amenities and features at a new regional park if it was located on the northeast part of Airdrie



Members of your household would use a new multipurpose (indoor and outdoor) recreation facility if it was located on the west south part of Airdrie



(Question C2)

Perceived Needs for New Recreation Facilities

Respondents were asked to identify new indoor and outdoor recreation facilities for Airdrie. There were two opportunities to provide expectations of need.

First, respondents were asked to identify the types of facilities needed within the community with no aided response. Second, respondents were asked to identify new recreation facilities based on distributing \$100 to various types of amenities.

For the unaided response, respondents could indicate that no new facilities are needed. About one in four Random Invite and approximately one in seven Open Engage respondents stated so.

Detailed information showing responses to facility needs are presented on the next few pages. The top ten identified facilities are listed to the right.

Top 10 Perceived Facility Needs

	<u>%</u>	
<u>Unaided Responses</u>	<u>RI</u>	<u>OE</u>
Indoor swimming pool/aquatic	30	37
Recreation centre/west side	15	13
Indoor ice rink (arena) facilities	12	30
Outdoor swimming pool	8	9
Climbing walls/bouldering facilities	8	9
Outdoor spray parks	7	9
Racquetball/squash/wallyball courts	6	4
Outdoor pathways/trails	6	2
Indoor field house/surface facilities	5	13
Indoor aquatic leisure facilities	5	3
	<u>Mean \$ Assigned</u>	
<u>Aided Responses</u>	<u>RI</u>	<u>OE</u>
Indoor aquatic leisure facilities	13	14
Indoor aquatic flatwater facilities	9	10
Outdoor pathways/trails	7	3
Indoor ice rink (arena) facilities	5	12
Climbing walls/bouldering facilities	5	5
Fitness centres/gyms (cardio/weights)	4	5
Seniors centres	4	2
Outdoor parks/community parks	4	2
Outdoor spray parks	4	3
Indoor playgrounds	3	3

(Questions B12 and B13)

Perceived Facility Needs in Airdrie (Unaided)				
Perceived Facility Needs for Airdrie	% of Respondents			
	All Respondents		Facility Needs Relevant to Household	
	Random Invite (n=393)	Open Engage (n=808)	Random Invite (n=189)	Open Engage (n=507)
Indoor aquatic				
Indoor swimming pool/aquatic (general)	30	37	44	44
Indoor aquatic facilities - leisure pool, wave pool, lazy river, water slides, etc.	5	3	9	5
Indoor aquatic facilities - flatwater, lanes, swimming pool	3	7	5	10
No additional facilities needed	24	14	5	4
Recreation centre/west side	15	13	19	14
Indoor ice rink (arena) facilities	12	30	21	38
Outdoor swimming pool	8	9	11	12
Climbing walls/bouldering facilities	8	9	14	10
Outdoor spray parks	7	9	12	13
Racquetball/squash/wallyball courts	6	4	10	6
Outdoor pathways/trails	6	2	5	3
Indoor field house/surface facilities (indoor soccer, football)	5	13	8	18
Fitness centres/gyms (cardio/weights)	4	6	7	7
Gymnasiums (badminton, basketball, pickleball, volleyball, etc.)	4	6	5	7
Indoor playgrounds	4	4	6	5
Outdoor tennis/pickleball courts	4	4	4	4
Outdoor parks/community parks	4	1	5	2
Outdoor skate parks	3	4	4	5
Outdoor ice rinks	3	2	5	3
Library	3	5	5	6
Studios - fitness/group exercise	3	2	3	2
Performing arts facilities for live music concerts, theatre, and dance	3	4	3	6
Dog park/play park/swimming area	3	2	3	2
Indoor walking/running tracks	3	1	4	2
Community hall/banquet facilities	2	4	4	5
Bike trails/tracks	2	1	4	2
Outdoor baseball/softball/slopitch diamonds	2	2	2	3
Indoor pickleball courts	2	2	2	3
Art galleries for art exhibits	2	2	2	3
Indoor tennis courts	2	1	3	2
Artificial lake	2	<1	2	<1
Studios - martial arts	2	<1	3	<1
Outdoor dog park (small dogs)	1	0	1	0
Visual arts centres for arts classes/programs	1	1	1	1
Disc golf course	1	1	2	2
Outdoor sport fields - rectangular for soccer, football, Ultimate frisbee, etc.	1	1	2	2
Seniors centres	1	1	1	<1
Toboggan hill	1	<1	2	<1
Golf course	1	<1	1	<1
Outdoor fitness equipment/ninja course	1	<1	2	0
Archery/gun range	1	0	1	0
Cross Country ski track/trails	1	3	1	3
Indoor trade show/conference/fair/event facilities	1	1	1	2
Outdoor playgrounds	1	1	1	1
Gymnastics centres	1	1	2	1
Volleyball dome/beach	1	<1	2	1
Bowling lanes	1	<1	2	0
Minigolf	1	<1	2	<1
Studios - dance	1	<1	2	0
Classrooms/meeting rooms/multipurpose rooms	1	0	1	0
Driving range	1	0	1	0
Football fields	1	0	1	0

(Questions B12 and C1)

Perceived Facility Needs in Airdrie (Unaided)				
Perceived Facility Needs for Airdrie	% of Respondents			
	All Respondents		Facility Needs Relevant to Household	
	Random Invite (n=393)	Open Engage (n=808)	Random Invite (n=189)	Open Engage (n=507)
Artificial turf field	1	2	1	4
Museums/interpretive centre facilities	1	2	1	2
Youth centre	1	1	1	1
Athletics facilities	1	<1	1	<1
Indoor badminton facility	1	<1	1	1
Year round farmers market	1	<1	1	<1
Arcade	1	<1	1	<1
Indoor cycling track	1	<1	1	0
Indoor dog park	1	<1	1	0
Long track speed skating oval	1	<1	1	0
Equestrian facility/complex	1	0	1	0
Outdoor drive in theatre	1	0	1	0
Outdoor court pads	<1	1	1	1
Curling facilities	<1	1	0	1
Campground	<1	<1	0	1
Public beach	<1	<1	1	<1
Community garden	<1	<1	0	<1
Cycle lanes	<1	<1	1	0
Indoor roller rink	<1	<1	0	<1
Dinner theatre	<1	<1	0	0
Rugby pitch	<1	<1	1	0
Creative makers space	<1	0	1	0
Horse shoe pits	<1	0	0	0
Indoor go cart	<1	0	1	0
Outdoor aerial park	<1	0	1	0
Post secondary institution	<1	0	1	0
Rodeo grounds	<1	0	1	0
Roller skating rink	<1	0	1	0
Pump Track/Family Bike Park	0	2	0	3
BMX track (indoor)	0	2	0	2
Dive tank/boards	0	1	0	1
Indoor skate park	0	1	0	1
Batting cages	0	1	0	1
Outdoor mountain bike park	0	1	0	1
Trampoline park	0	1	0	1
Movie theatre	0	1	0	1
Outdoor theatre	0	<1	0	<1
Indoor golf	0	<1	0	1
Indoor park	0	<1	0	1
Laser tag	0	<1	0	<1
(cross) dirt bike area	0	<1	0	<1
Black box theatre	0	<1	0	<1
Kayak facilities/SUP course	0	<1	0	<1
Snowshoe trails	0	<1	0	<1
Child development centre	0	<1	0	0
Cricket pitch	0	<1	0	<1
Indoor baseball facilities	0	<1	0	<1
Lawn bowling	0	<1	0	<1
Outdoor dog park (large dogs)	0	<1	0	<1
Paddleboarding/outdoor watersports facility	0	<1	0	<1
Public art	0	<1	0	<1
Public washrooms (parks/pathways)	0	<1	0	0
Race car track	0	<1	0	<1

Perceived Facility Needs in Airdrie (Aided)				
Perceived Facility Needs for Airdrie	Mean Response			
	All Respondents		Facility Needs Relevant to Household	
	Random Invite (n=421)	Open Engage (n=781)	Random Invite (n=210)	Open Engage (n=507)
Indoor aquatic facilities - leisure pool, wave pool, lazy river, water slides, etc.	13	14	16	18
Indoor aquatic facilities - flatwater, lanes, swimming pool	9	10	11	11
Outdoor pathways/trails	7	3	4	2
Indoor ice rink (arena) facilities	5	12	7	14
Climbing walls/bouldering facilities	5	5	6	4
Fitness centres/gyms (cardio/weights)	4	5	4	3
Seniors centres	4	2	1	1
Outdoor parks/community parks	4	2	4	1
Outdoor spray parks	4	3	5	3
Indoor playgrounds	3	3	4	3
Performing arts facilities for live music concerts, theatre, and dance	3	3	2	2
Gymnasiums (badminton, basketball, pickleball, volleyball, etc.)	3	4	4	5
Indoor walking/running tracks	3	2	1	1
Outdoor dog park (large dogs)	3	2	2	2
Outdoor ice rinks	3	1	3	2
Indoor field house/surface facilities (indoor soccer, football)	2	7	3	8
Racquetball/squash/wallyball courts	2	1	2	2
Visual arts centres for arts classes/programs	2	2	1	1
Outdoor dog park (small dogs)	2	1	1	1
Outdoor tennis/pickleball courts	2	3	2	3
Outdoor playgrounds	2	1	2	1
Art galleries for art exhibits	1	2	1	1
Outdoor baseball/softball/slopitch diamonds	1	1	1	1
Outdoor skate parks	1	1	2	1
Studios - dance	1	<1	1	<1
Museums/interpretive centre facilities	1	1	<1	1
Community hall/banquet facilities	1	1	1	1
Studios - fitness/group exercise	1	1	1	<1
Indoor trade show/conference/fair/event facilities	1	1	1	1
Outdoor swimming pool	1	1	1	1
Curling facilities	1	1	<1	<1
Outdoor sport fields - rectangular for soccer, football, Ultimate frisbee, etc	1	1	1	2
Outdoor court pads	<1	1	<1	<1
Studios - martial arts	<1	<1	1	<1
Other	2	2	2	2
Total	100	100	100	100

(Questions B13 and C1)

Aquatic Facility Interests

In anticipation that the community would identify aquatics amenities as high priorities within the community, respondents were asked to identify the types of amenities and features that they would use if new facilities were developed.

Levels of interests identified by respondents are presented in the following table.

Aquatic Interests				
Aquatic Interests	% of Respondents			
	All Respondents		Facility Needs Relevant to Household	
	Random Invite (n=471)	Open Engage (n=837)	Random Invite (n=222)	Open Engage (n=538)
Take swimming lessons (F)	34	36	49	43
Generally have fun in the water	34	32	41	34
Sit in a hot tub/steam room	33	34	29	32
Play in a wave pool (L)	32	38	41	46
Swim laps for fitness (F)	25	28	27	27
Use water slides (L)	23	30	29	37
Participate in aquasize or other group fitness activities (F)	21	21	18	18
Use for therapeutic purposes (F)	15	13	9	9
Play in a lazy river (L)	14	15	13	14
Play in a spray, play shower, tipping water bucket area (L)	7	5	10	5
Be a member of competitive swimming, synchronized, waterpolo, etc. club (F)	4	5	7	6
Be a member of a diving club (F)	1	3	1	3
Would not use a new pool	12	6	5	3

(Questions C3 and C1)

Note: F represents flatwater and L leisure water.



Service Provider Engagement

Service providers that offer recreation services to Airdrie residents were invited to participate in an online survey.

- The City of Airdrie provided a list of service providers for the survey.
- Service providers were sent an introduction email by HarGroup Consultants that invited them to participate in the survey.
- Three additional reminder emails were sent to service providers to encourage their participation in the survey.
- Follow-up telephone calls were made to service provider representatives to further encourage participation.
- The questionnaire used for the survey was designed and hosted online by HarGroup Consultants.
- The survey was fielded between November 10 to 30, 2021.
- A total of 37 service providers participated in the survey.*

The survey asked providers about their services, involvement of participants, users, members, and attendees, and perceived needs for recreation facilities.

Organizations Participating in Survey

- A To G Piano Studio
- Airdrie BMX
- Airdrie and District Soccer Association ADSA (indoors and outdoors)
- Airdrie Community Gardens
- Airdrie Curling Club
- Airdrie Dance Academy
- Airdrie Men's Slo-pitch
- Airdrie Minor Football
- Airdrie Minor Hockey Association
- Airdrie Mixed Industrial Slopitch
- Airdrie Nutty Housewives Hockey League
- Airdrie Phoenix Swim Club
- Airdrie Pickleball Club
- Airdrie Recreational Hockey League
- Airdrie Ringette Association
- Airdrie Skating Club
- Airdrie Stars Athletic Association
- Airdrie Triathlon Club
- AMIS 2 (Friday League)
- Batting Against Breast Cancer
- Community Tennis and Fitness Inc.
- Egyptian Dreams Dance Studio
- Explosive Edge
- Grace Soccer
- Jazzed Up Events Ltd
- Mckee Music
- Nose Creek Swim Association
- Nose Creek Valley Museum
- Over 50 Club
- Rachel's Music Lessons
- Remembrance Day Ceremony
- Rocky Mountain Symphony Orchestra
- Rockyview Lacrosse Association
- Skyline Music Studio Ltd
- Special Olympics Alberta
- Volunteer Airdrie

*Note: A total of 99 organizations were sent emails to participate in the survey. As the fielding process progressed, several organization representatives stated that the survey was not relevant to their services, and some organizations had discontinued operations. Twenty of the online forms were accessed by representatives, but not completed. Contact information was sourced from City of Airdrie databases and desk research.

Profile of Survey Participants

Questions asked service providers about their organization. This section presents a profile of the service providers that participated in the survey.

- Approximately half of service providers identified their organizations as societies (e.g., society, association, club, fellowship, foundation, league, bureau, etc.). The remaining providers were typically non-profit or private companies, or not officially registered.
- Most service providers indicated that full or part-time staff were employed by their organization. Volunteers were also employed by many of the organizations.
- On average, the service providers had operated for 20 years.
- Most providers indicated being affiliated with National and/or Provincial organizations.
- Average annual expenses for facility use were \$38,000 (median average \$9,000).
- Approximately four in ten service providers indicated providing services all year round. Many providers indicated that they offer services during fall, winter, and spring seasons.

Type of Organization

Type of Organization	# of Organizations
Society	13
Society, registered federal charity	0
Non-profit company	6
Private company	5
Not officially registered	2
Other	3

Human Resources

Human Resources	% of organizations
Full-time staff	32
Part-time staff	46
Full-time and/or part-time staff	59
Volunteers	70

Years Operating

Years Operating	% of organizations
Mean Average	20
Median Average	17

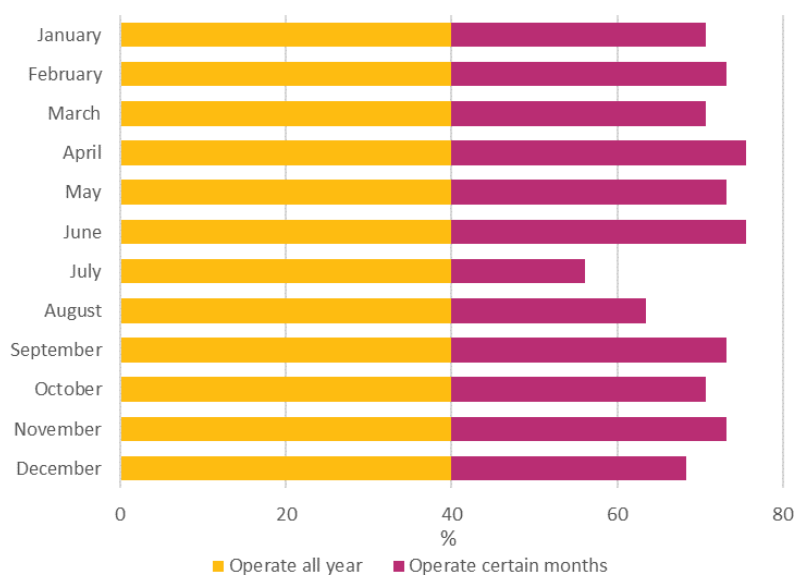
National/Provincial Affiliation

National/Provincial Affiliation	# of Organizations
Yes	18
No	8
Don't know	3

Average Annual Facility Expenses

Average Annual Facility Expenses	
Mean Average	\$ 38,000
Median Average	\$ 9,000

Months Provide Services



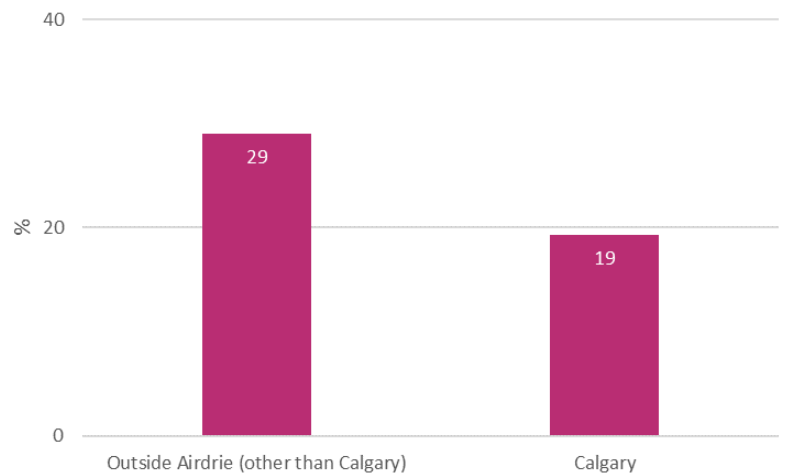
Some service providers indicated that their organizations use facilities outside of Airdrie and in Calgary. These organizations primarily use ice rinks, aquatic facilities, and gymnasiums. Reasons indicated for using facilities outside the community included:

- Lack of facilities situated in Airdrie.
- Sport boundaries include communities outside of Airdrie requiring use of facilities outside the city.
- Facilities outside of Airdrie are less expensive to use.
- Facilities outside of Airdrie have features that are needed to serve participants (e.g., aquatic facilities).

Service providers were given an opportunity to identify issues (other than dealing with the Covid pandemic) that their organizations would need to address in the future. The following summaries present the issues identified:

- Lack of facilities (unable to meet future growing demand).
- Increased costs (fees) to use facilities.
- Decrease of external funding being available (e.g., grants, casinos, fund raising, etc.)
- Need to enhance existing facilities.
- Increased competition from other providers.
- Lack of volunteers.

Use of Facilities Outside Airdrie

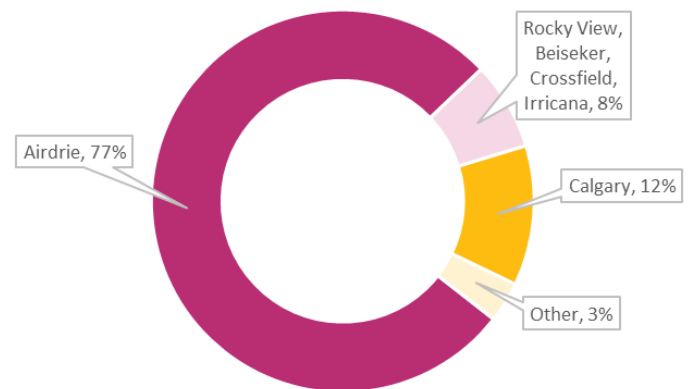


Participation in Programs and Services

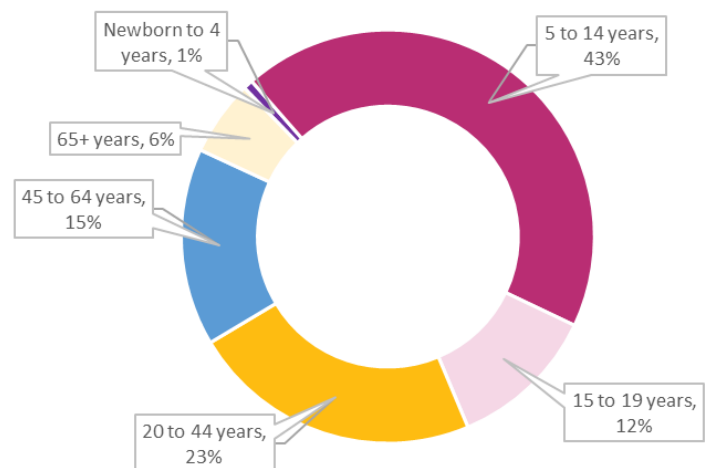
Service providers were asked questions about past and future participation in programs and services. Some key observations from these questions include:

- A significant majority of participants, users, members, or attendees are Airdronians.
- Service providers serve participants, users, members, or attendees of all ages, but children and youth represent the majority.
- Most service providers experienced increases in participation levels within their programs in the five years leading up to 2019. The average increase among these service providers was approximately 15%.
- Some organizations experienced declines in participation. There are various reasons for these declines. Most notable include changes in programming provision or organizational structures. For example, new competitive organizations (or leagues) have started, which has affected participation in existing organizations. Another example involves amalgamations that occur among organizations, sometimes located in other communities, that affect participation levels.
- Some organizations indicated that they have had to cap registrations due to lack of facilities, which has limited their opportunities for growth.
- There are organizations that expect more participants in the next full season after the pandemic, but others anticipate fewer. Based on those organizations that provided estimates, an overall increase of approximately 2% to 3% increase is anticipated from 2019 participation levels.

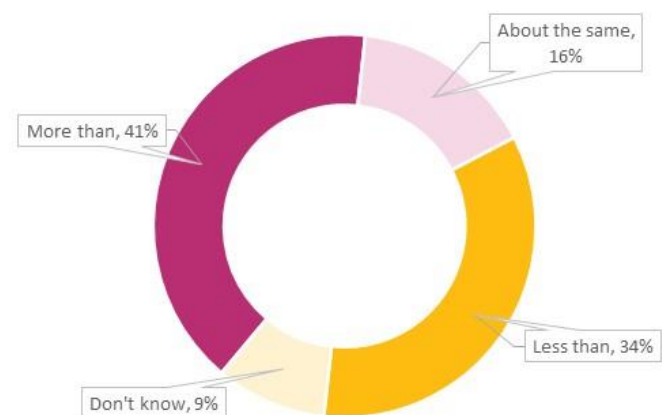
Residency of Participants, Users, Members, Attendees Served



Age Groups of Participants, Users, Members, Attendees Served



Participation in Next Full Season Compared to 2019



- About half of the service providers indicated that they foresee their programs and services being different in the future:
 - Expand services and offer different services to address new needs and expectations of participants.
 - Smaller cohorts or groups participating together.
 - Will need time to rebuild their organizations/demand from users.
 - Continuation of providing services online.
 - Fewer spectators.
 - Affects on fees charged (lower fees expected).

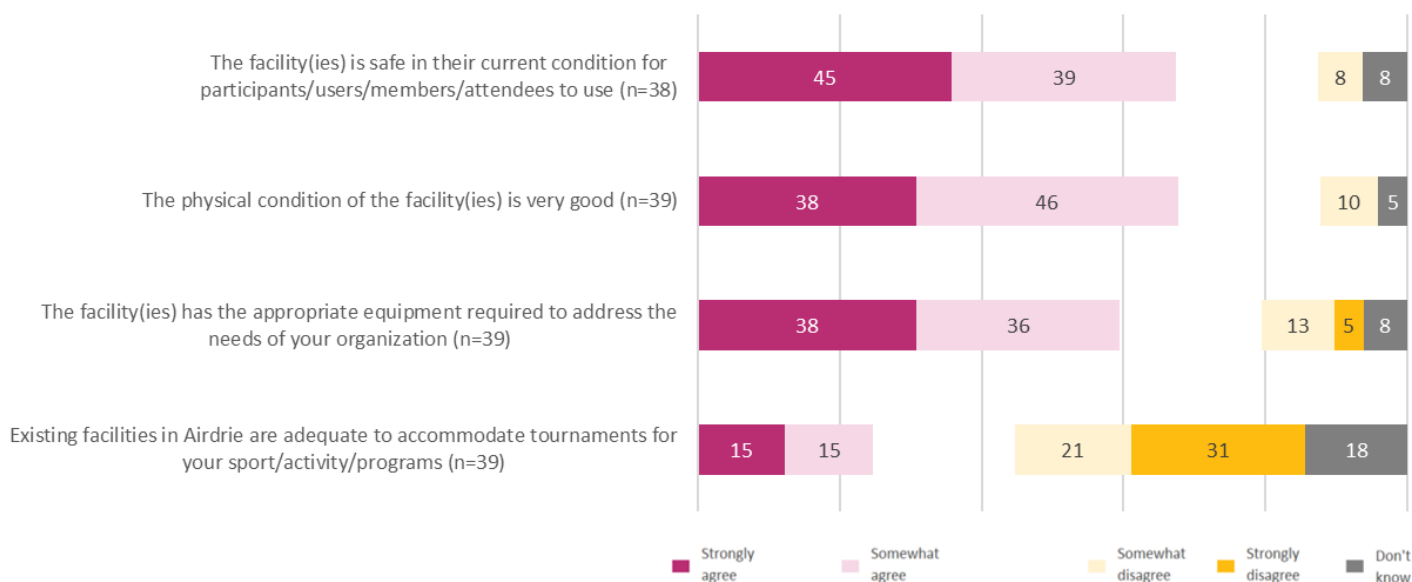
Facilities in Airdrie

Perceptions of Facilities

All of the service providers indicated that they use facilities in Airdrie to provide services to Airdronians. For the most part, service providers agree that the facilities are safe for use, in good physical condition and have appropriate equipment required to address their needs.

Quite a few service providers disagreed that existing facilities in Airdrie are adequate to accommodate tournaments for their sport, activities, or programs.

Perceptions of Airdrie Facilities



Perceptions of Facility Needs

Most stakeholders perceive the need for facilities to address both current and future program and service offerings.

A flatwater lane pool was commonly identified by stakeholders, followed by an arts performance concert venue/theatre, ice rinks and slo-pitch diamonds. Other facilities were also cited.

Perceived Amenity Needs

Flatwater lane pool	✓✓✓✓
Arts performance concert venue/theatre	✓✓✓
Ice rinks	✓✓✓
Slo-pitch diamonds	✓✓✓
Indoor rectangular fields	✓✓
Meeting spaces	✓✓
Community gardens	✓
Gymnasiums	✓
Museum/interpretive centre (additional space)	✓
Pickleball - indoor courts	✓
Pickleball - outdoor courts	✓
Seniors centre (expanded space)	✓

Note: ✓ represents number of times mentioned.

Perceived Need for Facilities



In addition to new facility needs, some stakeholders indicated the need for facility enhancements:

- Curling rink (lounge and spectator areas)
- Football fields (lights and performance field)
- Ice rinks (dressing rooms, general upgrades)
- Outdoor rectangular fields (washrooms, lights)
- Ice rink users expressed concerns about the future of Plainsman arena.
- Indoor soccer users indicated that provincial specifications for the game are changing from boarded to unboarded fields.

Some organizations indicated having reserve funds available to help support the development of facilities.

<u>Reserve Fund for Facility Development</u>	<u># of Organizations</u>
Organization does not have a reserve fund	16
>\$0 to \$100,000	7
>\$100,000 to \$250,000	2
>\$250,000 to \$500,000	0
>\$500,000 to \$1,000,000	0
>\$1,000,000	0
Don't know	4



Appendices



Comparative Review Selection Process

- The purpose of the comparative review is to:
 - Select 6 communities that are similar to larger in population to Airdrie.
 - Examine both indoor and outdoor facilities (or amenities) to compare to Airdrie to identify gaps. These gaps would then be used to inform both the recreation centre (SW) and the regional park (NE).
 - Help inform the broader recreation needs assessment of the project.
- Communities throughout Canada were researched to identify those that have populations between 60,000 and 150,000 (based on 2016 Federal Census). A total of 35 communities were identified.
- Data were gathered for these communities based on demographic characteristics (see next pages):
 - Population growth between 2011 and 2016 - %
 - Average age
 - Age under 15 (0 to 14) and under 20 (0 to 19) - %
 - Seniors (aged 65+) - %
 - Average household size
 - Immigrant population %
 - Visible minority %
 - Median household income
 - Median household income after taxes
- Demographic characteristics were examined based on statistical analysis involving standard deviation (1st - values that lie within one standard deviation of the average compared to Airdrie - next page; 2nd - values that lie within two standard deviations of the average compared to Airdrie - subsequent page). Based on this analysis, it was determined that Airdrie has a very unique demographic profile to almost all the other communities, particularly related to age distribution. Airdrie has a younger population compared to the vast majority of other communities.
- Priorities for selecting communities were based on the following:
 - Similar demographic characteristics.
 - Priorities given to communities located in 1) Alberta 2) western Canada 3) Canada.
 - Communities that have lower immigrant and visible minority populations.

Comparative Analysis of Demographic Characteristics among Communities												
(highlighted cells represent values that lie within one standard deviation of Airdrie)												
Population Ranges	Community	Prov.	Population	Number of Highlighted Characteristics	2016-2011 change %	Average Age	Under 20 (0-19)%	Seniors (65+)%	Average Household Size	Immigrant Population %	Visible Minority %	Median Household Income (2015)\$
60,000 to <75,000	Airdrie	AB	61,581		42.3	33.2	30.6	6.7	2.8	12.0	12.8	109,992
	Halton Hills	ON	61,161	4	3.6	39.3	26.2	13.4	2.9	16.0	7.3	106,349
	Welland-Pelham	ON	62,388	2	3.1	44.2	16.7	22.1	2.3	11.1	5.0	61,750
	Grande Prairie	AB	63,166	7	0.1	33.5	27.3	7.1	2.6	10.5	11.6	105,555
	Medicine Hat	AB	63,260	2	0.1	41.1	23.1	17.7	2.3	8.4	6.6	72,806
	St. Albert	AB	65,589	4	6.7	39.9	25.2	15.3	2.7	11.4	8.8	119,905
	Fort McMurray	AB	66,573	3	0.1	33.0	24.4	2.6	2.8	23.1	28.0	195,656
	New Westminster	BC	70,996	0	7.6	41.8	16.8	15.2	2.1	34.3	38.3	64,695
	Sherwood Park (Strathcona County)	AB	70,618	3	11.6	39.2	23.6	14.1	2.4	10.0	8.7	126,399
75,000 to <100,000	Prince George	BC	74,003	2	2.8	39.0	23.6	14.1	2.4	10.0	8.7	75,690
	Moncton	NB	71,889	2	4.1	41.7	20.1	17.7	2.2	7.2	7.2	56,062
	Sarnia	ON	75,594	2	-1.1	43.9	19.1	20.5	2.2	11.6	6.2	66,050
	Sault St. Marie	ON	78,159	2	-2.1	44.4	19.6	21.0	2.2	8.3	2.6	61,020
	Peterborough	ON	81,032	2	2.8	43.5	20.0	22.3	2.3	8.7	5.9	58,127
	Maple Ridge	BC	82,256	4	8.2	40.1	24.0	14.5	2.7	18.8	14.7	86,178
	Chilliwack	BC	83,788	2	7.5	40.8	25.1	18.1	2.5	13.1	6.9	67,800
	Newmarket	ON	84,244	3	5.3	39.7	12.4	13.7	2.9	27.6	25.3	95,589
	Sudbury	ON	88,054	2	0.1	42.8	19.9	21.3	2.1	8.1	5.8	61,751
	Niagara Falls	ON	88,071	2	6.1	43.4	20.8	20.3	2.4	20.2	12.6	60,727
	Kamloops	BC	90,280	2	5.4	42.2	21.1	18.2	2.4	9.2	7.7	73,822
	Nanaimo	BC	90,504	2	8.0	44.2	19.5	22.3	2.2	14.5	9.6	61,094
	Pickering	ON	91,771	2	3.4	39.4	23.0	14.7	2.9	34.0	42.5	99,701
	Lethbridge	AB	92,729	2	11.0	39.5	23.1	16.3	2.4	13.3	12.6	74,084
	Cape Breton	NS	94,285	2	-3.2	46.1	19.1	23.7	2.2	1.8	2.5	53,822
100,000 to 150,000	Brantford	ON	97,496	2	4.1	40.8	23.7	17.2	2.4	13.2	9.6	62,640
	Red Deer	AB	100,418	3	10.9	37.6	7.8	12.0	2.5	14.6	15.1	85,794
	Delta	BC	102,238	2	2.4	42.4	22.8	18.7	2.8	30.5	35.5	92,300
	Chicoutimi-Jonquiere	QC	104,222	1	-0.4	44.6	19.0	22.1	2.1	1.5	1.6	55,336
	Thunder Bay	ON	107,909	2	-1.4	43.3	19.8	20.0	2.2	8.9	4.3	66,163
	St. John's	NL	108,860	2	2.5	41.2	18.9	16.5	2.2	5.8	6.9	69,455
	Saanich	BC	114,148	2	4.0	43.5	19.4	20.8	2.4	21.7	21.7	77,282
	Ajax	ON	119,677	3	9.2	37.3	26.8	11.0	3.2	38.7	56.4	96,949
	Kelowna	BC	127,380	2	8.6	43.4	19.5	20.8	2.3	14.0	9.2	68,627
	Trois-Rivieres	QC	134,413	2	2.3	44.8	18.7	22.8	2.0	3.4	3.3	50,700
	Coquitlam	BC	139,284	1	9.8	40.2	22.5	13.9	2.7	43.8	49.7	74,383
	Abbotsford	BC	141,397	1	5.9	39.9	24.6	16.9	2.8	27.0	33.0	72,511

Comparative Analysis of Demographic Characteristics among Communities												
(highlighted cells represent values that lie within two standard deviations of Airdrie)												
Population Ranges	Community	Prov.	Population	Number of Highlighted Characteristics	2016-2011 change %	Average Age	Under 20 (0-19)%	Seniors (65+)%	Average Household Size	Immigrant Population %	Visible Minority %	Median Household Income (2015)\$
60,000 to <75,000	Airdrie	AB	61,581		42.3	33.2	30.6	6.7	2.8	12.0	12.8	109,992
	Halton Hills	ON	61,161	7	3.6	39.3	26.2	13.4	2.9	16.0	7.3	106,349
	Welland-Pelham	ON	62,388	4	3.1	44.2	16.7	22.1	2.3	11.1	5.0	61,750
	Grande Prairie	AB	63,166	7	0.1	33.5	27.3	7.1	2.6	10.5	11.6	105,555
	Medicine Hat	AB	63,260	4	0.1	41.1	23.1	17.7	2.3	8.4	6.6	72,806
	St. Albert	AB	65,589	6	6.7	39.9	25.2	15.3	2.7	11.4	8.8	119,905
	Fort McMurray	AB	66,573	6	0.1	33.0	24.4	2.6	2.8	23.1	28.0	195,656
	New Westminster	BC	70,996	3	7.6	41.8	16.8	15.2	2.1	34.3	38.3	64,695
	Sherwood Park (Strathcona County)	AB	70,618	7	11.6	39.2	25.0	16.4	2.6	10.2	7.4	126,399
75,000 to <100,000	Prince George	BC	74,003	7	2.8	39.0	23.6	14.1	2.4	10.0	8.7	75,690
	Moncton	NB	71,889	3	4.1	41.7	20.1	17.7	2.2	7.2	7.2	56,062
	Sarnia	ON	75,594	3	-1.1	43.9	19.1	20.5	2.2	11.6	6.2	66,050
	Sault St. Marie	ON	78,159	3	-2.1	44.4	19.6	21.0	2.2	8.3	2.6	61,020
	Peterborough	ON	81,032	4	2.8	43.5	20.0	22.3	2.3	8.7	5.9	58,127
	Maple Ridge	BC	82,256	6	8.2	40.1	24.0	14.5	2.7	18.8	14.7	86,178
	Chilliwack	BC	83,788	5	7.5	40.8	25.1	18.1	2.5	13.1	6.9	67,800
	Newmarket	ON	84,244	5	5.3	39.7	12.4	13.7	2.9	27.6	25.3	95,589
	Sudbury	ON	88,054	3	0.1	42.8	19.9	21.3	2.1	8.1	5.8	61,751
	Niagara Falls	ON	88,071	4	6.1	43.4	20.8	20.3	2.4	20.2	12.6	60,727
	Kamloops	BC	90,280	4	5.4	42.2	21.1	18.2	2.4	9.2	7.7	73,822
	Nanaimo	BC	90,504	3	8.0	44.2	19.5	22.3	2.2	14.5	9.6	61,094
	Pickering	ON	91,771	4	3.4	39.4	23.0	14.7	2.9	34.0	42.5	99,701
	Lethbridge	AB	92,729	6	11.0	39.5	23.1	16.3	2.4	13.3	12.6	74,084
	Cape Breton	NS	94,285	2	-3.2	46.1	19.1	23.7	2.2	1.8	2.5	53,822
100,000 to 150,000	Brantford	ON	97,496	5	4.1	40.8	23.7	17.2	2.4	13.2	9.6	62,640
	Red Deer	AB	100,418	7	10.9	37.6	24.6	12.0	2.5	14.6	15.1	85,794
	Delta	BC	102,238	4	2.4	42.4	22.8	18.7	2.8	30.5	35.5	92,300
	Chicoutimi-Jonquiere	QC	104,222	3	-0.4	44.6	19.0	22.1	2.1	1.5	1.6	55,336
	Thunder Bay	ON	107,909	3	-1.4	43.3	19.8	20.0	2.2	8.9	4.3	66,163
	St. John's	NL	108,860	3	2.5	41.2	18.9	16.5	2.2	5.8	6.9	69,455
	Saanich	BC	114,148	4	4.0	43.5	19.4	20.8	2.4	21.7	21.7	77,282
	Ajax	ON	119,677	5	9.2	37.3	26.8	11.0	3.2	38.7	56.4	96,949
	Kelowna	BC	127,380	4	8.6	43.4	19.5	20.8	2.3	14.0	9.2	68,627
	Trois-Rivieres	QC	134,413	2	2.3	44.8	18.7	22.8	2.0	3.4	3.3	50,700
	Coquitlam	BC	139,284	3	9.8	40.2	22.5	13.9	2.7	43.8	49.7	74,383
	Abbotsford	BC	141,397	5	5.9	39.9	24.6	16.9	2.8	27.0	33.0	72,511

Community Survey Instruments

<div><div>the future of Recreation</div><div>Shape our future with your feedback!</div></div>	<div>Response Deadline: November 30, 2021</div>
<p>Dear Airdrie Resident:</p> <p>The City of Airdrie ensures that residents have access to indoor and outdoor recreation facilities and programs. To help us understand the needs and expectations of residents for future recreation services, a community survey is being conducted.</p> <p>Your participation is needed, whether your household is active in recreation or not. You can access and complete a questionnaire at www.yourviews.ca/airdrie. Alternatively, you can fill out the enclosed questionnaire and return it in the self-addressed postage paid envelope that is also included with this letter.</p> <p>We are pleased to offer a prize draw that will give survey participants opportunities to win one of three \$100 gift cards. To enter, fill out the prize draw card (or the form on the Internet questionnaire) and include it with your completed questionnaire.*</p> <p>Participation in the survey is strictly voluntary and all responses will be kept confidential. We ask that you respond to the survey by November 30, 2021.</p> <p>HarGroup Management Consultants, an independent research firm, has been engaged to conduct the survey. Should you have any questions, or require assistance to complete the questionnaire, please call a HarGroup representative at 403-261-7999, Monday to Friday, 9:00 am to 5:00 pm. You can also contact HarGroup by e-mail at airdrie@yourviews.ca.</p> <p>We thank you in advance for participating in this very important survey. We look forward to hearing from you!</p> <p>Sincerely,</p> <p>HarGroup Management Consultants</p> <p>On behalf of the City of Airdrie</p>	<div>How to Participate:</div> <ul style="list-style-type: none">You can go to the following website and complete the questionnaire online: www.yourviews.ca/airdrie <div></div> <ul style="list-style-type: none">You can also complete the enclosed questionnaire and return it in the postage paid self-addressed envelope.
<p>The Covid pandemic has affected many aspects of society. To help us understand typical recreation involvement among Airdrieans, the survey asks about your household's recreation behaviour since January 1, 2019.</p> <p>Recreation involves various types of activities and pursuits including arts, fitness, social, culture, leisure, and sport.</p> <p>* Contest rules available at www.yourviews.ca/airdrie.pdf</p>	<div>Your Access Code for the online questionnaire is:</div> <div>NNNNNN</div> <div>Reasons to Participate:</div> <ul style="list-style-type: none">Your opinion counts. You have a stake in your community. The City of Airdrie will use the results to make decisions about facilities, programs, and services needed in the community.All residents benefit from the survey. Whether it is children being able to participate in sports or culture activities or adults and seniors having access to programs and services, the City of Airdrie needs to know what is important to residents.You have a chance to win a \$100 gift card. The City of Airdrie is pleased to offer a prize draw for participants to win one of three \$100 gift cards for responding to the survey.

INSTRUCTIONS

- This survey is about indoor and outdoor recreation programs, services, and facilities for Airdrie residents.
- The questionnaire should be filled out by an adult who is most informed about household members' activities and interests.
- Most of the questions can be answered with check marks (☑) or by writing in your comments or responses.
- If you do not know the answer to a question or it does not apply to your situation, please do not respond to it.
- All information that you provide in the survey will be **kept strictly confidential**.
- Please return your completed questionnaire by **November 30, 2021**.
- You can fill out this questionnaire and return it in the enclosed postage paid self-addressed envelope. Or, you can complete a questionnaire at the following website. You will need to enter the access code shown above this instruction box.

www.yourviews.ca/airdrie

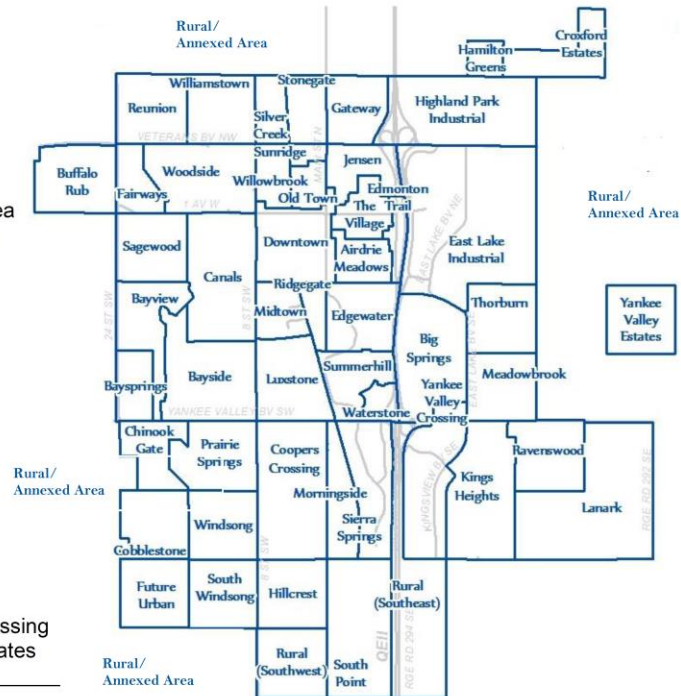
- Throughout this questionnaire, there are references to **'your household members'** – This term is meant to represent you and the other members of your household.

A. Living in Airdrie

A1. Please indicate in which community you live?

(select one response only)

- | | |
|---|---|
| <input type="checkbox"/> Airdrie Meadows | <input type="checkbox"/> Morningside |
| <input type="checkbox"/> Bayside | <input type="checkbox"/> Old Town |
| <input type="checkbox"/> Baysprings | <input type="checkbox"/> Prairie Springs |
| <input type="checkbox"/> Bayview | <input type="checkbox"/> Ravenswood |
| <input type="checkbox"/> Big Springs | <input type="checkbox"/> Reunion |
| <input type="checkbox"/> Buffalo Rub | <input type="checkbox"/> Ridgeway |
| <input type="checkbox"/> Canals | <input type="checkbox"/> Rural/Annexed Area |
| <input type="checkbox"/> Chinook Gate | <input type="checkbox"/> Rural (Southeast) |
| <input type="checkbox"/> Cobblestone | <input type="checkbox"/> Rural (Southwest) |
| <input type="checkbox"/> Coopers Crossing | <input type="checkbox"/> Sagewood |
| <input type="checkbox"/> Croxford Estates | <input type="checkbox"/> Silver Creek |
| <input type="checkbox"/> Downtown | <input type="checkbox"/> South Point |
| <input type="checkbox"/> East Lake Industrial | <input type="checkbox"/> South Windsong |
| <input type="checkbox"/> Edgewater | <input type="checkbox"/> Stonegate |
| <input type="checkbox"/> Edmonton Trail | <input type="checkbox"/> Summerhill |
| <input type="checkbox"/> Fairways | <input type="checkbox"/> Sun Ridge |
| <input type="checkbox"/> Future Urban | <input type="checkbox"/> The Village |
| <input type="checkbox"/> Gateway | <input type="checkbox"/> Thorburn |
| <input type="checkbox"/> Hamilton Greens | <input type="checkbox"/> Waterstone |
| <input type="checkbox"/> Hillcrest | <input type="checkbox"/> Williamstown |
| <input type="checkbox"/> Jensen | <input type="checkbox"/> Willow Brook |
| <input type="checkbox"/> King's Heights | <input type="checkbox"/> Windsong |
| <input type="checkbox"/> Lanark | <input type="checkbox"/> Woodside |
| <input type="checkbox"/> Luxstone | <input type="checkbox"/> Yankee Valley Crossing |
| <input type="checkbox"/> Meadowbrook | <input type="checkbox"/> Yankee Valley Estates |
| <input type="checkbox"/> Midtown | <input type="checkbox"/> Other: _____ |



- The Covid pandemic has affected many aspects of society. To get a sense of typical recreation involvement among Airdrieans, the survey asks about household recreation behaviour in 2019, 2020, or 2021.
- Please answer as many questions as possible so we know how best to set priorities for recreation facilities and programs for the community.
- Recreation involves various types of activities and pursuits including arts, fitness, social, culture, leisure, and sports.
- Questions ask about recreation throughout the year (winter, spring, summer, and fall).

B. Recreation Participation

B1. In terms of recreation activities, generally, would you say that your household members are:
(Please answer this question based on pre-Covid pandemic experiences)

- ☐ Very active
☐ Somewhat active
☐ Not very active
☐ Not at all active

B2. We would like to understand your household's involvement in recreation activities/programs.

a. Please indicate (☑) if household members have participated in the following in **2019, 2020, or 2021** for:

- **non-organized** activities as an individual, group of friends or family
- **organized** activities involving registered or drop-in programs, classes, or teams, or
- **both** non-organized and organized activities

(leave blank if no member participated)

(do not include activities that occur as part of academic/school activities such as Phys. Ed., drama, music, etc. classes)

b. For activities participated in: Where did participation **most often** occur? (select up to two responses only)

<div><ul style="list-style-type: none">• at least one household member• in 2019, 2020, or 2021• not part of academic/school activities</div>	a. <input checked="" type="checkbox"/> if participated in 2019/2020/2021				b. <input checked="" type="checkbox"/> location					
	Non-organized (individual, group of friends or family)	Organized (registered or drop-in program, class, or team)	Both non-organized and organized.		At home	Airdrie - Indoor	Airdrie - Outdoor	Calgary	Rocky View County/ Crossfield/Beiseker/ Irricana	Other
(visit an) Art gallery or public art display	<input type="checkbox"/>	<input type="checkbox"/>	<input type="checkbox"/>	→	n/a	<input type="checkbox"/>	<input type="checkbox"/>	<input type="checkbox"/>	<input type="checkbox"/>	<input type="checkbox"/>
Badminton	<input type="checkbox"/>	<input type="checkbox"/>	<input type="checkbox"/>	→	n/a	<input type="checkbox"/>	<input type="checkbox"/>	<input type="checkbox"/>	<input type="checkbox"/>	<input type="checkbox"/>
Ball hockey	<input type="checkbox"/>	<input type="checkbox"/>	<input type="checkbox"/>	→	n/a	<input type="checkbox"/>	<input type="checkbox"/>	<input type="checkbox"/>	<input type="checkbox"/>	<input type="checkbox"/>
Baseball/softball/slo-pitch	<input type="checkbox"/>	<input type="checkbox"/>	<input type="checkbox"/>	→	n/a	<input type="checkbox"/>	<input type="checkbox"/>	<input type="checkbox"/>	<input type="checkbox"/>	<input type="checkbox"/>
Basketball	<input type="checkbox"/>	<input type="checkbox"/>	<input type="checkbox"/>	→	n/a	<input type="checkbox"/>	<input type="checkbox"/>	<input type="checkbox"/>	<input type="checkbox"/>	<input type="checkbox"/>
Baton twirling	<input type="checkbox"/>	<input type="checkbox"/>	<input type="checkbox"/>	→	n/a	<input type="checkbox"/>	<input type="checkbox"/>	<input type="checkbox"/>	<input type="checkbox"/>	<input type="checkbox"/>
Before and after school programs	<input type="checkbox"/>	<input type="checkbox"/>	<input type="checkbox"/>	→	n/a	<input type="checkbox"/>	<input type="checkbox"/>	<input type="checkbox"/>	<input type="checkbox"/>	<input type="checkbox"/>
(attend) Career/job skills development courses (e.g., resume writing, computer skills, leadership, business writing, etc.)	<input type="checkbox"/>	<input type="checkbox"/>	<input type="checkbox"/>	→	<input type="checkbox"/>	<input type="checkbox"/>	n/a	<input type="checkbox"/>	<input type="checkbox"/>	<input type="checkbox"/>
Children/youth organizations (e.g., Scouts, Girl Guides, Boys & Girls Club, etc.)	<input type="checkbox"/>	<input type="checkbox"/>	<input type="checkbox"/>	→	n/a	<input type="checkbox"/>	<input type="checkbox"/>	<input type="checkbox"/>	<input type="checkbox"/>	<input type="checkbox"/>
(attend) Community events/festivals (e.g., craft sales, fairs, farmers market, breakfasts/ barbecues, trade show, festivals, etc.)	<input type="checkbox"/>	<input type="checkbox"/>	<input type="checkbox"/>	→	n/a	<input type="checkbox"/>	<input type="checkbox"/>	<input type="checkbox"/>	<input type="checkbox"/>	<input type="checkbox"/>
Cross country skiing	<input type="checkbox"/>	<input type="checkbox"/>	<input type="checkbox"/>	→	n/a	n/a	<input type="checkbox"/>	<input type="checkbox"/>	<input type="checkbox"/>	<input type="checkbox"/>
Curling	<input type="checkbox"/>	<input type="checkbox"/>	<input type="checkbox"/>	→	n/a	<input type="checkbox"/>	<input type="checkbox"/>	<input type="checkbox"/>	<input type="checkbox"/>	<input type="checkbox"/>
Cycling - BMX	<input type="checkbox"/>	<input type="checkbox"/>	<input type="checkbox"/>	→	n/a	n/a	<input type="checkbox"/>	<input type="checkbox"/>	<input type="checkbox"/>	<input type="checkbox"/>
Cycling/bicycling - road, mountain, etc.	<input type="checkbox"/>	<input type="checkbox"/>	<input type="checkbox"/>	→	n/a	n/a	<input type="checkbox"/>	<input type="checkbox"/>	<input type="checkbox"/>	<input type="checkbox"/>
Dance (e.g., ballet, ethnic/cultural, hip hop, jazz, modern, tap, etc.)	<input type="checkbox"/>	<input type="checkbox"/>	<input type="checkbox"/>	→	n/a	<input type="checkbox"/>	<input type="checkbox"/>	<input type="checkbox"/>	<input type="checkbox"/>	<input type="checkbox"/>
Day camps for children or youth	<input type="checkbox"/>	<input type="checkbox"/>	<input type="checkbox"/>	→	n/a	<input type="checkbox"/>	<input type="checkbox"/>	<input type="checkbox"/>	<input type="checkbox"/>	<input type="checkbox"/>
Disc golf	<input type="checkbox"/>	<input type="checkbox"/>	<input type="checkbox"/>	→	n/a	n/a	<input type="checkbox"/>	<input type="checkbox"/>	<input type="checkbox"/>	<input type="checkbox"/>
Drama/theatre, choral pursuits	<input type="checkbox"/>	<input type="checkbox"/>	<input type="checkbox"/>	→	n/a	<input type="checkbox"/>	<input type="checkbox"/>	<input type="checkbox"/>	<input type="checkbox"/>	<input type="checkbox"/>
Figure skating	<input type="checkbox"/>	<input type="checkbox"/>	<input type="checkbox"/>	→	n/a	<input type="checkbox"/>	<input type="checkbox"/>	<input type="checkbox"/>	<input type="checkbox"/>	<input type="checkbox"/>
Fitness exercise instruction (e.g., aerobics, boot camp, spinning, Zumba, etc.)	<input type="checkbox"/>	<input type="checkbox"/>	<input type="checkbox"/>	→	<input type="checkbox"/>	<input type="checkbox"/>	<input type="checkbox"/>	<input type="checkbox"/>	<input type="checkbox"/>	<input type="checkbox"/>
Fitness movement/stretching instruction (e.g., Yoga, Pilates, Tai Chi, etc.)	<input type="checkbox"/>	<input type="checkbox"/>	<input type="checkbox"/>	→	<input type="checkbox"/>	<input type="checkbox"/>	<input type="checkbox"/>	<input type="checkbox"/>	<input type="checkbox"/>	<input type="checkbox"/>
Fitness training using cardio and weight training equipment	<input type="checkbox"/>	<input type="checkbox"/>	<input type="checkbox"/>	→	<input type="checkbox"/>	<input type="checkbox"/>	<input type="checkbox"/>	<input type="checkbox"/>	<input type="checkbox"/>	<input type="checkbox"/>
Football	<input type="checkbox"/>	<input type="checkbox"/>	<input type="checkbox"/>	→	n/a	<input type="checkbox"/>	<input type="checkbox"/>	<input type="checkbox"/>	<input type="checkbox"/>	<input type="checkbox"/>
Gymnastics (including artistic/rhythmic/trampoline/etc.)	<input type="checkbox"/>	<input type="checkbox"/>	<input type="checkbox"/>	→	n/a	<input type="checkbox"/>	<input type="checkbox"/>	<input type="checkbox"/>	<input type="checkbox"/>	<input type="checkbox"/>
Hobbies (e.g., scrapbooking, modelling, cooking, wood working, quilting, genealogy, etc.)	<input type="checkbox"/>	<input type="checkbox"/>	<input type="checkbox"/>	→	<input type="checkbox"/>	<input type="checkbox"/>	<input type="checkbox"/>	<input type="checkbox"/>	<input type="checkbox"/>	<input type="checkbox"/>

B2, continued...	a. <input checked="" type="checkbox"/> if participated in 2019/2020/2021			b. <input checked="" type="checkbox"/> location						
	Non-organized (individual, group of friends or family)	Organized (registered or drop-in program, class, or team)	Both non-organized and organized.		At home	Airdrie - Indoor	Airdrie - Outdoor	Calgary	Rocky View County/ Crossfield/Beiseker/ Irricana	Other
Hockey/ringette	<input type="checkbox"/>	<input type="checkbox"/>	<input type="checkbox"/>	→	n/a	<input type="checkbox"/>	<input type="checkbox"/>	<input type="checkbox"/>	<input type="checkbox"/>	<input type="checkbox"/>
Ice skating - public skating for pleasure or fitness	<input type="checkbox"/>	<input type="checkbox"/>	<input type="checkbox"/>	→	n/a	<input type="checkbox"/>	<input type="checkbox"/>	<input type="checkbox"/>	<input type="checkbox"/>	<input type="checkbox"/>
Ice skating instruction (e.g., learn to skate, power skating, skills/conditioning, etc.)	<input type="checkbox"/>	<input type="checkbox"/>	<input type="checkbox"/>	→	n/a	<input type="checkbox"/>	<input type="checkbox"/>	<input type="checkbox"/>	<input type="checkbox"/>	<input type="checkbox"/>
Inclusive activities/programming (Special Olympics)	<input type="checkbox"/>	<input type="checkbox"/>	<input type="checkbox"/>	→	n/a	<input type="checkbox"/>	<input type="checkbox"/>	<input type="checkbox"/>	<input type="checkbox"/>	<input type="checkbox"/>
Intro to Sport (e.g., multisport, gym games, physical literacy - not team based)	<input type="checkbox"/>	<input type="checkbox"/>	<input type="checkbox"/>	→	n/a	<input type="checkbox"/>	<input type="checkbox"/>	<input type="checkbox"/>	<input type="checkbox"/>	<input type="checkbox"/>
Lacrosse - Box	<input type="checkbox"/>	<input type="checkbox"/>	<input type="checkbox"/>	→	n/a	<input type="checkbox"/>	<input type="checkbox"/>	<input type="checkbox"/>	<input type="checkbox"/>	<input type="checkbox"/>
Lacrosse - Field	<input type="checkbox"/>	<input type="checkbox"/>	<input type="checkbox"/>	→	n/a	<input type="checkbox"/>	<input type="checkbox"/>	<input type="checkbox"/>	<input type="checkbox"/>	<input type="checkbox"/>
(go to) Live musical performance/concert	<input type="checkbox"/>	<input type="checkbox"/>	<input type="checkbox"/>	→	n/a	<input type="checkbox"/>	<input type="checkbox"/>	<input type="checkbox"/>	<input type="checkbox"/>	<input type="checkbox"/>
(go to) Live theatre/opera/dance performance (not movies)	<input type="checkbox"/>	<input type="checkbox"/>	<input type="checkbox"/>	→	n/a	<input type="checkbox"/>	<input type="checkbox"/>	<input type="checkbox"/>	<input type="checkbox"/>	<input type="checkbox"/>
Martial arts (karate, judo, taekwondo, etc.)	<input type="checkbox"/>	<input type="checkbox"/>	<input type="checkbox"/>	→	n/a	<input type="checkbox"/>	<input type="checkbox"/>	<input type="checkbox"/>	<input type="checkbox"/>	<input type="checkbox"/>
Meditation, mindfulness, and similar wellness pursuits	<input type="checkbox"/>	<input type="checkbox"/>	<input type="checkbox"/>	→	<input type="checkbox"/>	<input type="checkbox"/>	<input type="checkbox"/>	<input type="checkbox"/>	<input type="checkbox"/>	<input type="checkbox"/>
Membership of service club (Kiwanis, Lions Club, Rotary Club, etc.)	<input type="checkbox"/>	<input type="checkbox"/>	<input type="checkbox"/>	→	n/a	<input type="checkbox"/>	<input type="checkbox"/>	<input type="checkbox"/>	<input type="checkbox"/>	<input type="checkbox"/>
(visit a) Museum/historic site/interpretive centre	<input type="checkbox"/>	<input type="checkbox"/>	<input type="checkbox"/>	→	n/a	<input type="checkbox"/>	<input type="checkbox"/>	<input type="checkbox"/>	<input type="checkbox"/>	<input type="checkbox"/>
Organized dances/socials (children, youth or adults)	<input type="checkbox"/>	<input type="checkbox"/>	<input type="checkbox"/>	→	n/a	<input type="checkbox"/>	<input type="checkbox"/>	<input type="checkbox"/>	<input type="checkbox"/>	<input type="checkbox"/>
(go to) Park/community park	<input type="checkbox"/>	<input type="checkbox"/>	<input type="checkbox"/>	→	n/a	n/a	<input type="checkbox"/>	<input type="checkbox"/>	<input type="checkbox"/>	<input type="checkbox"/>
(attend) Personal development courses (e.g., continuing education, financial planning, creative writing, baby sitting courses, ESL, etc.)	<input type="checkbox"/>	<input type="checkbox"/>	<input type="checkbox"/>	→	<input type="checkbox"/>	<input type="checkbox"/>	n/a	<input type="checkbox"/>	<input type="checkbox"/>	<input type="checkbox"/>
Pickleball	<input type="checkbox"/>	<input type="checkbox"/>	<input type="checkbox"/>	→	n/a	<input type="checkbox"/>	<input type="checkbox"/>	<input type="checkbox"/>	<input type="checkbox"/>	<input type="checkbox"/>
(go to) Playground or play centre	<input type="checkbox"/>	<input type="checkbox"/>	<input type="checkbox"/>	→	n/a	<input type="checkbox"/>	<input type="checkbox"/>	<input type="checkbox"/>	<input type="checkbox"/>	<input type="checkbox"/>
(go to/use a) Public library	<input type="checkbox"/>	<input type="checkbox"/>	<input type="checkbox"/>	→	<input type="checkbox"/>	<input type="checkbox"/>	<input type="checkbox"/>	<input type="checkbox"/>	<input type="checkbox"/>	<input type="checkbox"/>
Roller skating/derby	<input type="checkbox"/>	<input type="checkbox"/>	<input type="checkbox"/>	→	n/a	<input type="checkbox"/>	<input type="checkbox"/>	<input type="checkbox"/>	<input type="checkbox"/>	<input type="checkbox"/>
Seniors activities through seniors organizations (e.g., After 50 club, social group, etc.)	<input type="checkbox"/>	<input type="checkbox"/>	<input type="checkbox"/>	→	n/a	<input type="checkbox"/>	<input type="checkbox"/>	<input type="checkbox"/>	<input type="checkbox"/>	<input type="checkbox"/>
Skateboarding	<input type="checkbox"/>	<input type="checkbox"/>	<input type="checkbox"/>	→	n/a	<input type="checkbox"/>	<input type="checkbox"/>	<input type="checkbox"/>	<input type="checkbox"/>	<input type="checkbox"/>
(go to) Splash park (e.g., spray, play shower, tipping water bucket features)	<input type="checkbox"/>	<input type="checkbox"/>	<input type="checkbox"/>	→	n/a	<input type="checkbox"/>	<input type="checkbox"/>	<input type="checkbox"/>	<input type="checkbox"/>	<input type="checkbox"/>
Soccer - outdoor	<input type="checkbox"/>	<input type="checkbox"/>	<input type="checkbox"/>	→	n/a	n/a	<input type="checkbox"/>	<input type="checkbox"/>	<input type="checkbox"/>	<input type="checkbox"/>
Soccer-indoor/futsal	<input type="checkbox"/>	<input type="checkbox"/>	<input type="checkbox"/>	→	n/a	<input type="checkbox"/>	n/a	<input type="checkbox"/>	<input type="checkbox"/>	<input type="checkbox"/>
Squash/racquetball/wallyball	<input type="checkbox"/>	<input type="checkbox"/>	<input type="checkbox"/>	→	n/a	<input type="checkbox"/>	<input type="checkbox"/>	<input type="checkbox"/>	<input type="checkbox"/>	<input type="checkbox"/>
Swimming for competition (dive clubs, swim clubs, synchronized swimming, water polo, etc.)	<input type="checkbox"/>	<input type="checkbox"/>	<input type="checkbox"/>	→	n/a	<input type="checkbox"/>	n/a	<input type="checkbox"/>	<input type="checkbox"/>	<input type="checkbox"/>
Swimming for fitness (lane swimming/aqua fitness)	<input type="checkbox"/>	<input type="checkbox"/>	<input type="checkbox"/>	→	n/a	<input type="checkbox"/>	n/a	<input type="checkbox"/>	<input type="checkbox"/>	<input type="checkbox"/>
Swimming for pleasure or leisure (general play, hot tub, lazy river, pool toys, use of dive tank, waterslide, etc.)	<input type="checkbox"/>	<input type="checkbox"/>	<input type="checkbox"/>	→	n/a	<input type="checkbox"/>	n/a	<input type="checkbox"/>	<input type="checkbox"/>	<input type="checkbox"/>
Swimming lessons	<input type="checkbox"/>	<input type="checkbox"/>	<input type="checkbox"/>	→	n/a	<input type="checkbox"/>	n/a	<input type="checkbox"/>	<input type="checkbox"/>	<input type="checkbox"/>
Tennis	<input type="checkbox"/>	<input type="checkbox"/>	<input type="checkbox"/>	→	n/a	<input type="checkbox"/>	<input type="checkbox"/>	<input type="checkbox"/>	<input type="checkbox"/>	<input type="checkbox"/>
Ultimate frisbee	<input type="checkbox"/>	<input type="checkbox"/>	<input type="checkbox"/>	→	n/a	<input type="checkbox"/>	<input type="checkbox"/>	<input type="checkbox"/>	<input type="checkbox"/>	<input type="checkbox"/>
Visual arts pursuits (e.g., painting, pottery, photography, sculpting, etc.)	<input type="checkbox"/>	<input type="checkbox"/>	<input type="checkbox"/>	→	<input type="checkbox"/>	<input type="checkbox"/>	<input type="checkbox"/>	<input type="checkbox"/>	<input type="checkbox"/>	<input type="checkbox"/>
Volleyball (including beach volleyball)	<input type="checkbox"/>	<input type="checkbox"/>	<input type="checkbox"/>	→	n/a	<input type="checkbox"/>	<input type="checkbox"/>	<input type="checkbox"/>	<input type="checkbox"/>	<input type="checkbox"/>
Walking/jogging/running for fitness/leisure (e.g., pathways, trails, indoor track.)	<input type="checkbox"/>	<input type="checkbox"/>	<input type="checkbox"/>	→	n/a	<input type="checkbox"/>	<input type="checkbox"/>	<input type="checkbox"/>	<input type="checkbox"/>	<input type="checkbox"/>
Wall climbing/bouldering	<input type="checkbox"/>	<input type="checkbox"/>	<input type="checkbox"/>	→	n/a	<input type="checkbox"/>	<input type="checkbox"/>	<input type="checkbox"/>	<input type="checkbox"/>	<input type="checkbox"/>

B3. What other, if any, recreation activities are your household members currently involved in (2019/2020/2021)?

B4. Are there any recreation activities that household members:

	Yes	No
a. <u>Did not take part in 2019/2020/2021</u> , but would like to <u>start doing?</u> (not including having stopped in 2020/2021 due to the COVID pandemic)	<input type="checkbox"/>	<input type="checkbox"/>
b. <u>Had been doing in 2019</u> and wanted to <u>participate in more often?</u> (excluding reduced activity in 2020/2021 due to the COVID pandemic)	<input type="checkbox"/>	<input type="checkbox"/>

	If yes to B4a., like to <u>start doing?</u> ↓	If yes to B4b., wanted to <u>participate more often in 2019?</u> ↓
B5. What types of recreation activities would household members.....→	Like to start: _____ _____ _____	Want to participate in more: _____ _____ _____
B6. Why have household members <u>not started</u> to participate or <u>not participated more often</u> in these recreation activities? (not including affects of the COVID pandemic)→	<p>Reasons not started: (select all that apply)</p> <p><input type="checkbox"/> Already too busy with other activities</p> <p><input type="checkbox"/> Children are not old enough yet</p> <p><input type="checkbox"/> Too many family commitments</p> <p><input type="checkbox"/> Too many work commitments</p> <p><input type="checkbox"/> Not enough time generally</p> <p><input type="checkbox"/> Travel a lot</p> <p><input type="checkbox"/> Activities too costly</p> <p><input type="checkbox"/> Poor health</p> <p><input type="checkbox"/> Current programs/facilities are full</p> <p><input type="checkbox"/> Existing programs do not meet household schedule(s)</p> <p><input type="checkbox"/> Facilities in poor condition</p> <p><input type="checkbox"/> Facilities/programs/services are located too far away</p> <p><input type="checkbox"/> The right kinds of facilities/programs/services are not available</p> <p><input type="checkbox"/> Not aware of what is available/do not have enough information</p> <p><input type="checkbox"/> Not enough facilities/programs/services available</p> <p><input type="checkbox"/> Not motivated enough to get involved</p> <p><input type="checkbox"/> There is nothing organized or available</p> <p><input type="checkbox"/> Other: _____</p>	<p>Reasons not participated in more often in 2019: (select all that apply)</p> <p><input type="checkbox"/> Already too busy with other activities</p> <p><input type="checkbox"/> Children are not old enough yet</p> <p><input type="checkbox"/> Too many family commitments</p> <p><input type="checkbox"/> Too many work commitments</p> <p><input type="checkbox"/> Not enough time generally</p> <p><input type="checkbox"/> Travel a lot</p> <p><input type="checkbox"/> Activities too costly</p> <p><input type="checkbox"/> Poor health</p> <p><input type="checkbox"/> Current programs/facilities are full</p> <p><input type="checkbox"/> Existing programs do not meet household schedule(s)</p> <p><input type="checkbox"/> Facilities in poor condition</p> <p><input type="checkbox"/> Facilities/programs/services are located too far away</p> <p><input type="checkbox"/> The right kinds of facilities/programs/services are not available</p> <p><input type="checkbox"/> Not aware of what is available/do not have enough information</p> <p><input type="checkbox"/> Not enough facilities/programs/services available</p> <p><input type="checkbox"/> Not motivated enough to get involved</p> <p><input type="checkbox"/> There is nothing organized or available</p> <p><input type="checkbox"/> Other: _____</p>

B7. Are there any recreation activities that members of your household participated in prior to the Covid pandemic, but are likely to stop, do less, or do differently (e.g., do at home, outside, a different provider, etc.) in the future?

- ☐ Yes →
- ☐ No → go to B10
- ☐ Don't know → go to B10

B8. What type(s) of activities? ↓	B9. Reasons: (select all that apply) ↓
_____	<input type="checkbox"/> Have purchased equipment to use at home/on our own
_____	<input type="checkbox"/> Instruction/classes are available online
_____	<input type="checkbox"/> Started different activities during pandemic
_____	<input type="checkbox"/> Concerned about being in facilities with other people
_____	<input type="checkbox"/> Children aged out of activity during pandemic
	<input type="checkbox"/> Service provider closed
	<input type="checkbox"/> Likely to be less service provision available
	<input type="checkbox"/> Want to participate in outside rather than inside recreation activities
	<input type="checkbox"/> Have different priorities/ interests now
	<input type="checkbox"/> Other: _____

B10. Please indicate if any of your household members used or visited the following facilities in 2019/2020/2021.
(select all that apply) (note: select schools only if used for extracurricular activities and public recreation)

Used/Visited in Airdrie	Used/Visited in Calgary
<input type="checkbox"/> ... Airdrie Curling Club	<input type="checkbox"/> ... Art centres for visual art classes/programs
<input type="checkbox"/> ... Airdrie Over 50 Club	<input type="checkbox"/> ... Art galleries for art exhibits
<input type="checkbox"/> ... Airdrie Public Library	<input type="checkbox"/> ... Aquatic facilities (flat water pools, lazy rivers, wave pools, water slides, etc.)
<input type="checkbox"/> ... Bert Church Theatre	<input type="checkbox"/> ... Community halls
<input type="checkbox"/> ... Boys & Girls Club of Airdrie	<input type="checkbox"/> ... Curling rinks
<input type="checkbox"/> ... Chinook Winds Park - baseball/softball/slo-pitch diamonds	<input type="checkbox"/> ... Fitness facilities (cardio, weights, studios, running tracks)
<input type="checkbox"/> ... Chinook Winds Park - beach/volleyball courts	<input type="checkbox"/> ... Gymnasiums (badminton, basketball, pickleball, volleyball, etc.)
<input type="checkbox"/> ... Chinook Winds Park - outdoor court pads	<input type="checkbox"/> ... Indoor field facilities (indoor soccer, football, lacrosse fields)
<input type="checkbox"/> ... Chinook Winds Park - playground	<input type="checkbox"/> ... Indoor ice rinks
<input type="checkbox"/> ... Chinook Winds Park - skate park	<input type="checkbox"/> ... Indoor playgrounds
<input type="checkbox"/> ... Chinook Winds Park - spray park	<input type="checkbox"/> ... Indoor tennis courts
<input type="checkbox"/> ... Community halls at the Town and Country Centre	<input type="checkbox"/> ... Martial arts studios
<input type="checkbox"/> ... Ed Eggerer Athletic Park - Rectangular fields	<input type="checkbox"/> ... Museums/interpretive centres
<input type="checkbox"/> ... Ed Eggerer Athletic Park - Running track	<input type="checkbox"/> ... Outdoor baseball/softball/slo-pitch diamonds
<input type="checkbox"/> ... Fletcher Park - BMX track	<input type="checkbox"/> ... Outdoor ice rinks
<input type="checkbox"/> ... Fletcher Park - disc golf course	<input type="checkbox"/> ... Outdoor parks/community parks
<input type="checkbox"/> ... Genesis Place - dance/mind body studios	<input type="checkbox"/> ... Outdoor playgrounds
<input type="checkbox"/> ... Genesis Place - fitness centre (cardio equipment and weights)	<input type="checkbox"/> ... Outdoor pathways/trails
<input type="checkbox"/> ... Genesis Place - fitness class studios	<input type="checkbox"/> ... Outdoor sports fields (rectangular fields)
<input type="checkbox"/> ... Genesis Place - ice rinks (two rinks)	<input type="checkbox"/> ... Outdoor tennis/pickleball courts
<input type="checkbox"/> ... Genesis Place - indoor fields	<input type="checkbox"/> ... Performing arts facilities (music, live theatre, dance, etc.)
<input type="checkbox"/> ... Genesis Place - indoor running track	<input type="checkbox"/> ... Racquetball/squash/wallyball courts
<input type="checkbox"/> ... Genesis Place - 25 metre/six lane pool	<input type="checkbox"/> ... Seniors centres/facilities
<input type="checkbox"/> ... Genesis Place - leisure pool/lazy river/water slide	
<input type="checkbox"/> ... Genesis Place - rectangular gymnasiums	
<input type="checkbox"/> ... Gymnastics facilities	
<input type="checkbox"/> ... Martial arts studios	
<input type="checkbox"/> ... Monklands Fields (rectangular fields)	
<input type="checkbox"/> ... Nose Creek Valley Museum	
<input type="checkbox"/> ... Private fitness centres/gym for cardio/weight training	
<input type="checkbox"/> ... Private fitness studios for movement/stretch and fitness exercise classes/programs	
<input type="checkbox"/> ... Ron Ebbesen Arena (two rinks)	
<input type="checkbox"/> ... Plainsmen Arena	
<input type="checkbox"/> ... Outdoor court pads (other than Chinook Winds Park)	
<input type="checkbox"/> ... Outdoor fitness equipment (Nose Creek, East Lake, and Ravenswood Park)	
<input type="checkbox"/> ... Outdoor ice rinks	
<input type="checkbox"/> ... Outdoor parks/community parks	
<input type="checkbox"/> ... Outdoor playgrounds (other than Chinook Winds Park)	
<input type="checkbox"/> ... Outdoor pathways/trails	
<input type="checkbox"/> ... Outdoor tennis/pickleball courts	
<input type="checkbox"/> ... School baseball/softball/slo-pitch diamonds	
<input type="checkbox"/> ... School classrooms (for recreation purposes)	
<input type="checkbox"/> ... School gymnasiums (for recreation purposes)	
<input type="checkbox"/> ... School sport fields (rectangular fields for recreation purposes)	
<input type="checkbox"/> ... Street art galleries (Highland, Nose Creek, and East Lake Parks)	

Used/Visited in Rocky View County
<input type="checkbox"/> ... Community halls
<input type="checkbox"/> ... Curling rinks
<input type="checkbox"/> ... Indoor ice rinks
<input type="checkbox"/> ... Outdoor baseball/softball/slo-pitch diamonds
<input type="checkbox"/> ... Outdoor parks/community parks
<input type="checkbox"/> ... Outdoor pathways/trails

Used/Visited in Crossfield/Beiseker/Irricana
<input type="checkbox"/> ... Community halls
<input type="checkbox"/> ... Curling rinks
<input type="checkbox"/> ... Indoor ice rinks
<input type="checkbox"/> ... Outdoor baseball/softball/slo-pitch diamonds
<input type="checkbox"/> ... Outdoor ice rinks
<input type="checkbox"/> ... Outdoor parks/community parks
<input type="checkbox"/> ... Outdoor pathways/trails
<input type="checkbox"/> ... Outdoor sports fields (rectangular fields)
<input type="checkbox"/> ... Outdoor tennis/pickleball courts
<input type="checkbox"/> ... Splash park in Banta Park (Crossfield)

B11. (if household members use recreation facilities in Calgary/Rocky View County/Crossfield/Beiseker/Irricana) Please indicate why household members use recreation facilities in Calgary, Rocky View County, Crossfield, Beiseker, and Irricana rather than in Airdrie. (select all that apply)

- | | |
|--|--|
| <input type="checkbox"/> The types of facilities used do not exist in Airdrie | <input type="checkbox"/> Household members are not aware of what is available in Airdrie |
| <input type="checkbox"/> Facilities/programs outside Airdrie are closer to work/school/other services/activities | <input type="checkbox"/> Household members prefer the instructors/coaches/staff at facilities outside of Airdrie |
| <input type="checkbox"/> Facilities/programs outside Airdrie are preferred by household members | <input type="checkbox"/> Household members prefer to use facilities/programs outside of Airdrie because friends/family are there |
| <input type="checkbox"/> Facilities/programs in Airdrie are full/too crowded | <input type="checkbox"/> No specific reason |
| <input type="checkbox"/> Facilities/programs in Airdrie do not meet household schedule(s) | <input type="checkbox"/> Other: _____ |
| <input type="checkbox"/> Facilities in Airdrie are in poor condition | |

B12. The City of Airdrie endeavors to ensure that residents have access to recreation programs, services, and facilities. Please consider the types of activities your household members are involved in or would like to engage in and indicate the kinds of additional recreation facilities, if any, that you think are needed in Airdrie to better serve your household.

Note: If you think no additional recreation facilities are needed, please select this box ... ☐.

Additional recreation facilities needed in Airdrie: (note: see list in B13. below for types of facilities)
(please be as specific as possible about the types of facilities needed, e.g. list specific amenities that might be part of a multi-use facility).

- | | |
|------------|-----------|
| i. _____ | iv. _____ |
| ii. _____ | v. _____ |
| iii. _____ | vi. _____ |

B13. If you were responsible for deciding what new recreation facilities would be developed in Airdrie and were given \$100 to spend, how much would you allocate to the following amenities? (assume that each costs the same amount to build)

- | | |
|---|---|
| \$_____ Art galleries for art exhibits | \$_____ Outdoor dog park (large dogs) |
| \$_____ Climbing walls/bouldering facilities | \$_____ Outdoor dog park (small dogs) |
| \$_____ Community hall/banquet facilities | \$_____ Outdoor ice rinks |
| \$_____ Curling facilities | \$_____ Outdoor parks/community parks |
| \$_____ Fitness centres/gyms (cardio/weights) | \$_____ Outdoor playgrounds |
| \$_____ Gymnasiums (badminton, basketball, pickleball, volleyball, etc.) | \$_____ Outdoor pathways/trails |
| \$_____ Indoor aquatic facilities - flatwater, lanes, swimming pool | \$_____ Outdoor skate parks |
| \$_____ Indoor aquatic facilities - leisure pool, wave pool, lazy river, water slides, etc. | \$_____ Outdoor sport fields - rectangular for soccer, football, Ultimate frisbee, etc. |
| \$_____ Indoor field house/surface facilities (indoor soccer, football) | \$_____ Outdoor spray parks |
| \$_____ Indoor ice rink (arena) facilities | \$_____ Outdoor tennis/pickleball courts |
| \$_____ Indoor playgrounds | \$_____ Performing arts facilities for live music concerts, theatre, and dance |
| \$_____ Indoor trade show/conference/fair/event facilities | \$_____ Racquetball/squash/wallyball courts |
| \$_____ Indoor walking/running tracks | \$_____ Seniors centres |
| \$_____ Museums/interpretive centre facilities | \$_____ Studios - dance |
| \$_____ Outdoor baseball/softball/slopitch diamonds | \$_____ Studios - fitness/group exercise |
| \$_____ Outdoor court pads | \$_____ Studios - martial arts |
| | \$_____ Visual arts centres for arts classes/programs |
| | \$_____ Other: specify: _____ |
| | \$100 Total (please ensure that all your allocations add up to \$100) |

B14. Please indicate how satisfied or dissatisfied you (your household members) are with the following:

	Very Satisfied	Somewhat Satisfied	Somewhat Dissatisfied	Very Dissatisfied
The affordability of recreation facilities and programs in Airdrie	<input type="checkbox"/>	<input type="checkbox"/>	<input type="checkbox"/>	<input type="checkbox"/>
The variety of recreation facilities and programs in Airdrie	<input type="checkbox"/>	<input type="checkbox"/>	<input type="checkbox"/>	<input type="checkbox"/>
The locations of recreation facilities and programs in Airdrie	<input type="checkbox"/>	<input type="checkbox"/>	<input type="checkbox"/>	<input type="checkbox"/>
The condition of recreation facilities in Airdrie	<input type="checkbox"/>	<input type="checkbox"/>	<input type="checkbox"/>	<input type="checkbox"/>

C. Public Recreation Issues

C1. Please indicate which of these statements best describes your household's opinion towards new recreation facilities in Airdrie. **(select one response only)**

- ☐ It is very important to my household that additional recreation facilities are developed in Airdrie
- ☐ It is very important to the community, but not necessarily to my household that additional recreation facilities are developed in Airdrie
- ☐ It really doesn't matter whether additional recreation facilities are developed in Airdrie
- ☐ My household is opposed to additional recreation facilities being developed in Airdrie

C2. To what extent do you (your household members) agree or disagree with the following.

	Strongly Agree	Somewhat Agree	Somewhat Disagree	Strongly Disagree
Recreation is important to the quality of life of members of your household	<input type="checkbox"/>	<input type="checkbox"/>	<input type="checkbox"/>	<input type="checkbox"/>
Members of your household know about the types of recreation facilities and programs that are available in Airdrie	<input type="checkbox"/>	<input type="checkbox"/>	<input type="checkbox"/>	<input type="checkbox"/>
If more recreation facilities were developed in Airdrie, your household members would be more involved in activities <i>(based on pre-Covid pandemic involvement)</i>	<input type="checkbox"/>	<input type="checkbox"/>	<input type="checkbox"/>	<input type="checkbox"/>
New recreation facilities developed in Airdrie should emphasize bringing in users/attendees/tournaments (and revenues) from outside the community even though there may be additional costs (upfront capital and ongoing operating) to do so	<input type="checkbox"/>	<input type="checkbox"/>	<input type="checkbox"/>	<input type="checkbox"/>
Members of your household would use outdoor amenities and features at a new regional park* if it was located on the north east part of Airdrie (*examples of regional parks in Airdrie include Chinook Winds, East Lake, Fletcher, Nose Creek Regional Parks)	<input type="checkbox"/>	<input type="checkbox"/>	<input type="checkbox"/>	<input type="checkbox"/>
Members of your household would use a new multi-purpose (indoor and outdoor) recreation facility if it was located on the west south part of Airdrie	<input type="checkbox"/>	<input type="checkbox"/>	<input type="checkbox"/>	<input type="checkbox"/>

C3. If a new indoor pool facility was to be developed in Airdrie, which three of the following activities/amenities do you think your household members would most likely want to do/use? **(select up to three responses)**

- | | |
|---|--|
| <input type="checkbox"/> Take swimming lessons | <input type="checkbox"/> Play in a spray, play shower, tipping water bucket area |
| <input type="checkbox"/> Swim laps for fitness | <input type="checkbox"/> Generally have fun in the water |
| <input type="checkbox"/> Be a member of competitive swimming, synchronized, water polo, etc. club | <input type="checkbox"/> Participate in aquasize or other group fitness activities |
| <input type="checkbox"/> Be a member of a diving club | <input type="checkbox"/> Use for therapeutic purposes |
| <input type="checkbox"/> Sit in a hot tub/steam room | <input type="checkbox"/> Would not use a new pool |
| <input type="checkbox"/> Play in a wave pool | <input type="checkbox"/> Other: specify _____ |
| <input type="checkbox"/> Play in a lazy river | _____ |
| <input type="checkbox"/> Use water slides | _____ |

C4. How important is it that more recreation facilities and programs are developed for:

	Very Important	Somewhat Important	Not Very Important	Not At All Important
Children (under 13 years) in Airdrie	<input type="checkbox"/>	<input type="checkbox"/>	<input type="checkbox"/>	<input type="checkbox"/>
Youth (13 to 17 years) in Airdrie	<input type="checkbox"/>	<input type="checkbox"/>	<input type="checkbox"/>	<input type="checkbox"/>
Adults (18 to 64 years) in Airdrie	<input type="checkbox"/>	<input type="checkbox"/>	<input type="checkbox"/>	<input type="checkbox"/>
Seniors (65+ years) in Airdrie	<input type="checkbox"/>	<input type="checkbox"/>	<input type="checkbox"/>	<input type="checkbox"/>
Residents to participate in beginner level activities in Airdrie	<input type="checkbox"/>	<input type="checkbox"/>	<input type="checkbox"/>	<input type="checkbox"/>
Residents to participate in intermediate level activities in Airdrie	<input type="checkbox"/>	<input type="checkbox"/>	<input type="checkbox"/>	<input type="checkbox"/>
Residents to participate in advanced level activities	<input type="checkbox"/>	<input type="checkbox"/>	<input type="checkbox"/>	<input type="checkbox"/>

C5. Please provide other comments/suggestions you would like to provide about the issues that have been presented in this questionnaire?

D. General Demographic Information

This last section of the questionnaire will help us understand characteristics of Airdrie residents. All of your answers will be grouped with those provided by other participants. All of your answers will be **kept strictly confidential**.

D1. Including yourself, how many household members are in the following age groups?

(please differentiate between gender and indicate the number of household members for each category)

	Male	Female	Other		Male	Female	Other
Newborn to 4 years....	_____	_____	_____	35 to 44 years.....	_____	_____	_____
5 to 9 years.....	_____	_____	_____	45 to 54 years.....	_____	_____	_____
10 to 14 years.....	_____	_____	_____	55 to 64 years.....	_____	_____	_____
15 to 19 years.....	_____	_____	_____	65 to 74 years.....	_____	_____	_____
20 to 24 years.....	_____	_____	_____	75 to 84 years.....	_____	_____	_____
25 to 34 years.....	_____	_____	_____	85 years or older....	_____	_____	_____

D2. Which of the following most closely describes your household?

- ☐ Couple - with children living at home ☐ Single parent household ☐ Living with roommate(s)
☐ Couple - without children living at home ☐ Living alone ☐ Living with extended family

D3. Does your household rent or own your home?

- ☐ Rent ☐ Own

D4. In 2019/2020/2021, did anyone in your household commute to Calgary on a daily/weekly basis to go to work/school/other?

- ☐ Yes ☐ No

D5. In 2019/2020/2021, did anyone in your household have a membership at:

	Yes	No
Genesis Place in Airdrie	<input type="checkbox"/>	<input type="checkbox"/>
Other fitness centres/gyms/recreation centres located in Airdrie	<input type="checkbox"/>	<input type="checkbox"/>
Fitness centres/gyms/recreation centres located outside Airdrie	<input type="checkbox"/>	<input type="checkbox"/>

On behalf of the City of Airdrie, thank you for taking the time to participate in this important survey. Please remember to enter the prize draw to win a \$100 gift card.

https://www.airdrie.ca/index.cfm

myAIRDRIE sign in | Careers | Contact

What are you looking for?

CITY of AIRDRIE
COMMUNITY & OPPORTUNITY

News
See all news items

City releases first report on growth metrics: The City of Airdrie is pleased to announce the release of its...

City of Airdrie 2021 Election Results (unofficial): On Monday, October 18, 2021, City of Airdrie residents ...

Small businesses can use Airdrie's Recycle Depot starting Oct. 1:
Businesses can register online...

I want to...

- Apply or pay for
- Book
- Register or Sign up for
- Report
- View
- Visit Genesis Place
- Visit Bert Church Theatre

I am...

- A business
- A resident
- A visitor

myAIRDRIE

- Sign in
- Register

the future of Recreation

Shape our future with your feedback!

#recinairdrie

Take the survey on rec and culture in Airdrie

The City of Airdrie
38m ·

Help shape the future of recreation and culture in Airdrie!
By taking this short survey, you'll have your say on the future of cultural and recreation options in the city.

Complete the survey online until Nov. 30 here [Airdrie.ca/recinAirdrie](https://airdrie.ca/recinAirdrie)

the future of Recreation

Shape our future with your feedback!

#recinairdrie

1 Like 2 Shares

Like Comment Share

Write a comment...
Press Enter to post.

City of Airdrie @City_of_Airdrie · 35m

Help shape the future of #recreation and #culture in #Airdrie!
By taking this short survey, you'll have your say on the future of cultural and recreation options in the city.

Complete the survey online until Nov. 30 here [Airdrie.ca/recinAirdrie](https://airdrie.ca/recinAirdrie)

the future of Recreation

Shape our future with your feedback!

#recinairdrie

2 Shares

Family Life Stage Definitions

A series of questions were presented to respondents to enable segmentation of households into family life stage categories.

The family life stage model is based on the concept that most families progress through a number of distinct phases throughout their existence. The key factor used to determine family life stage was household composition (ages of household members). Definitions of the six segments of the family life stage distribution are:

- **Young adults (without children/youth)** – the adults are primarily under 45 years of age, and there are no children or youth present in the household;
- **Early nest** – the children/youth residing in the household are primarily under 13 years of age, and adults are comprised of any age;
- **Nest with youth** – the children/youth residing in the household are primarily between 13 and 17 years of age, and adults are comprised of any age;
- **Late nest** – the children/youth residing in the household are between 18 and 24 years of age, and adults are comprised of any age;
- **Mid-aged adults (without children/youth)** – the adults are primarily between 45 and 64 years of age, and there are no children or youth present in the household; and
- **Seniors (without children/youth)** – the adults are primarily 65 years of age or older, and there are no children or youth present in the household.

Additional Community Survey Analysis

In terms of recreation activities, generally,
would you say that household members are:

	Random Invite						Open Engage					
	Young adults (n=51)	Early Nest (n=124)	Nest with Youth (n=112)	Late Nest (n=30)	Mid-aged Adults (n=79)	Seniors (n=53)	Young adults (n=51)	Early Nest (n=248)	Nest with Youth (n=324)	Late Nest (n=39)	Mid-aged Adults (n=83)	Seniors (n=60)
Very active	29%	31%	36%	13%	16%	13%	24%	45%	60%	31%	31%	30%
Somewhat active	47%	59%	51%	70%	53%	47%	47%	46%	37%	51%	55%	52%
Not very active	22%	10%	12%	13%	22%	28%	24%	9%	2%	15%	10%	15%
Not at all active	2%	0%	2%	3%	9%	11%	6%	0%	1%	3%	4%	3%

Recreation is important to the quality of life of
members of your household

	Random Invite						Open Engage					
	Young adults (n=50)	Early Nest (n=125)	Nest with Youth (n=114)	Late Nest (n=32)	Mid-aged Adults (n=82)	Seniors (n=54)	Young adults (n=51)	Early Nest (n=249)	Nest with Youth (n=323)	Late Nest (n=39)	Mid-aged Adults (n=84)	Seniors (n=59)
Strongly agree	68%	87%	76%	78%	63%	59%	75%	86%	88%	85%	69%	75%
Somewhat agree	28%	13%	21%	22%	32%	35%	24%	14%	11%	15%	26%	24%
Somewhat disagree	4%	0%	3%	0%	5%	4%	2%	1%	1%	0%	4%	0%
Strongly disagree	0%	0%	0%	0%	0%	2%	0%	0%	0%	0%	1%	2%

If more recreation facilities were developed in
Airdrie, your household members would be more
involved in activities
(based on pre-Covid pandemic involvement)

	Random Invite						Open Engage					
	Young adults (n=51)	Early Nest (n=124)	Nest with Youth (n=113)	Late Nest (n=32)	Mid-aged Adults (n=81)	Seniors (n=53)	Young adults (n=51)	Early Nest (n=245)	Nest with Youth (n=323)	Late Nest (n=38)	Mid-aged Adults (n=82)	Seniors (n=60)
Strongly agree	47%	53%	44%	31%	17%	19%	51%	69%	64%	45%	33%	33%
Somewhat agree	47%	40%	44%	63%	56%	47%	41%	28%	30%	37%	49%	52%
Somewhat disagree	4%	6%	9%	3%	21%	19%	6%	3%	3%	18%	18%	12%
Strongly disagree	2%	0%	3%	3%	6%	15%	2%	0%	2%	0%	0%	3%

Satisfaction with location of recreation facilities and programs in Airdrie

	Random Invite			Open Engage		
	Northwest (n=162)	Southwest (n=166)	East (n=110)	Northwest (n=304)	Southwest (n=294)	East (n=196)
Very satisfied	18%	13%	35%	13%	12%	28%
Somewhat satisfied	48%	42%	38%	43%	41%	53%
Somewhat dissatisfied	28%	36%	23%	30%	32%	15%
Very dissatisfied	6%	8%	4%	14%	15%	4%

Household opinions towards new recreation facilities in Airdrie

	Random Invite						Open Engage					
	Young adults (n=52)	Early Nest (n=122)	Nest with Youth (n=113)	Late Nest (n=33)	Mid-aged Adults (n=80)	Seniors (n=52)	Young adults (n=50)	Early Nest (n=248)	Nest with Youth (n=322)	Late Nest (n=39)	Mid-aged Adults (n=83)	Seniors (n=58)
It is important to my household	52%	74%	60%	33%	23%	13%	48%	76%	74%	49%	46%	31%
It is important to the community	35%	22%	28%	55%	65%	65%	44%	19%	22%	44%	46%	64%
It really doesn't matter to my household	12%	4%	9%	12%	9%	19%	6%	3%	3%	8%	7%	3%
My household is opposed	2%	0%	3%	0%	4%	2%	2%	2%	2%	0%	1%	2%

Members of your household would use outdoor amenities and features at a new regional park in northeast Airdrie

	Random Invite			Open Engage		
	Northwest (n=172)	Southwest (n=168)	East (n=112)	Northwest (n=303)	Southwest (n=286)	East (n=196)
Strongly agree	34%	26%	52%	39%	25%	49%
Somewhat agree	38%	26%	29%	28%	27%	31%
Somewhat disagree	16%	22%	13%	22%	28%	11%
Strongly disagree	12%	26%	6%	11%	20%	8%

	Random Invite				Open Engage			
	Imp. to my hhold (n=221)	Imp. to community (n=177)	Doesn't matter (n=41)	Opposed (n=7)	Imp. to my hhold (n=532)	Imp. to community (n=232)	Doesn't matter (n=35)	Opposed (n=13)
Strongly agree	46%	27%	22%	29%	39%	35%	14%	15%
Somewhat agree	26%	37%	29%	57%	27%	33%	26%	23%
Somewhat disagree	11%	23%	20%	0%	20%	20%	40%	15%
Strongly disagree	16%	12%	29%	14%	13%	11%	20%	46%

Members of your household would use a new
multi-purpose recreation facility located in west
south Airdrie

	Random Invite			Open Engage		
	Northwest (n=173)	Southwest (n=165)	East (n=113)	Northwest (n=305)	Southwest (n=290)	East (n=197)
Strongly agree	47%	81%	27%	65%	85%	42%
Somewhat agree	31%	16%	33%	24%	13%	21%
Somewhat disagree	12%	2%	25%	7%	1%	27%
Strongly disagree	10%	1%	15%	5%	1%	10%

	Random Invite				Open Engage			
	Imp. to my hhold (n=219)	Imp. to community (n=178)	Doesn't matter (n=41)	Opposed (n=6)	Imp. to my hhold (n=534)	Imp. to community (n=236)	Doesn't matter (n=35)	Opposed (n=13)
Strongly agree	72%	43%	20%	0%	76%	51%	29%	8%
Somewhat agree	18%	34%	34%	33%	17%	25%	26%	15%
Somewhat disagree	6%	15%	22%	33%	5%	19%	26%	8%
Strongly disagree	5%	8%	24%	33%	2%	6%	20%	69%

Service Provider Questions



Recreation is a term used in this survey to describes many different types of activities and pursuits including arts, fitness, social, culture, leisure, and sports.

Before you proceed to the next page, please ensure you have the following information:

- # of participants/users/members/attendees your organization served in 2019.
- # of participants/users/members/attendees your organization served five years prior to 2019
- where your participants/users/members/attendees reside (e.g., % in Airdrie, Rocky View County/Beiseker/Crossfield/Irricana, Calgary, and other)
- age groups of your participants/users/members/attendees (e.g., % newborn to 4 years, 5 to 14, 15 to 19, 20 to 44, 44 to 64, 65+)
- facilities your organization uses to provide programs and services.

We acknowledge that the recreation sector has been significantly affected by the Covid pandemic.

The issues examined in this survey will help the City of Airdrie prepare for when the Covid pandemic is over and into the future.

For some questions in the survey, you will see instructions about how to consider your answers within the context of possible impacts due to the pandemic.

Please note, some of the information you provide in this survey may be shared with City administration and Council. Information sharing is intended to help City administration and Council make important decisions about facility development in the future.

Page Break

This questionnaire has been sent to various organizations that are involved in recreation in Airdrie. Some questions may not be relevant to your organization. If so, please indicate don't know or n/a for not applicable.

1. Please provide a brief description about the type of recreation programs and services your organization provides to Airdrie residents.

2. A. How many participants, users, members, or attendees did your organization provide programs and services to:

of participants/users/members/attendees **in 2019**: _____

of participants/users/members/attendees **five years prior to 2019**: _____

B. Do you think that the amount of participants, users, members, or attendees for **the next full season** (2021/22 or in 2022) of your program and services will be:

- ☐ More than 2019
- ☐ About the same as 2019
- ☐ Less than 2019
- ☐ Don't know

Why is that?

C. Please estimate how many participants, users, members, or attendees you might **expect** to provide programs and services in the full season after the Covid pandemic over?

Estimate: _____
☐ Don't know

Page Break

3. Please estimate the percentage of participants, users, members, or attendees that used your organization's programs and services **in 2019**: (If you are unable to estimate, please check ☒ all that apply):

Where they reside:	%	If unable to estimate, check if applicable
Airdrie residents	_____	<input type="checkbox"/>
Rocky View County, Beiseker, Crossfield, Irricana residents	_____	<input type="checkbox"/>
Calgary residents	_____	<input type="checkbox"/>
Residents of other areas	_____	<input type="checkbox"/>

Age groups:	%	If unable to estimate, check if applicable
Newborn to 4 years	_____	<input type="checkbox"/>
5 to 14 years	_____	<input type="checkbox"/>
15 to 19 years	_____	<input type="checkbox"/>
20 to 44 years	_____	<input type="checkbox"/>
45 to 64 years	_____	<input type="checkbox"/>
65 + years	_____	<input type="checkbox"/>

4. Which of the following months did your organization provide programs and services to participants, users, members, or attendees **in 2019**? (check ☒ all that apply)

- | | | |
|--|---------------------------------|------------------------------------|
| <input type="checkbox"/> Every month throughout the year | <input type="checkbox"/> May | <input type="checkbox"/> September |
| <input type="checkbox"/> January | <input type="checkbox"/> June | <input type="checkbox"/> October |
| <input type="checkbox"/> February | <input type="checkbox"/> July | <input type="checkbox"/> November |
| <input type="checkbox"/> March | <input type="checkbox"/> August | <input type="checkbox"/> December |
| <input type="checkbox"/> April | | |

Page Break

5. A. Which of the following facilities did your organization use to provide programs/services to Airdrie residents **in 2019**?

In Airdrie

- ☐... Airdrie Curling Club
- ☐... Airdrie Over 50 Club
- ☐... Airdrie Public Library
- ☐... Bert Church Theatre
- ☐... Boys & Girls Club of Airdrie
- ☐... Chinook Winds Park - baseball/softball/slopitch diamonds
- ☐... Chinook Winds Park - beach/volleyball courts
- ☐... Chinook Winds Park - skate park
- ☐... Community halls at the Town & Country Centre
- ☐... Ed Eggerer Athletic Park - Rectangular fields
- ☐... Ed Eggerer Athletic Park - Running track
- ☐... Fletcher Park - BMX track
- ☐... Fletcher Park - disc golf course
- ☐... Genesis Place - dance/mind body studios
- ☐... Genesis Place - fitness class studios
- ☐... Genesis Place - fitness centre (cardio equipment and weights)
- ☐... Genesis Place - ice rinks (two rinks)
- ☐... Genesis Place - indoor fields
- ☐... Genesis Place - indoor running track
- ☐... Genesis Place - 25 metre/six lane pool
- ☐... Genesis Place - rectangular gymnasiums
- ☐... Gymnastics facilities
- ☐... Martial arts studios
- ☐... Monklands Fields (rectangular fields)
- ☐... Nose Creek Valley Museum
- ☐... Ron Ebbesen Arena (two rinks)
- ☐... Plainsmen Arena
- ☐... Outdoor ice rinks
- ☐... Outdoor tennis/pickleball courts
- ☐... School baseball/softball/slopitch diamonds
- ☐... School classrooms
- ☐... School gymnasiums
- ☐... School sport fields (rectangular fields)
- ☐... Other facility(ies) owned by your organization
- ☐... Other facility(ies) rented in Airdrie

In Calgary

- ☐... Art centres for visual art classes/programs
- ☐... Aquatic facilities (e.g., flat water pools)
- ☐... Community halls
- ☐... Curling rinks
- ☐... Gymnasiums (basketball, volleyball, badminton, etc.)
- ☐... Indoor field facilities (indoor soccer, football, lacrosse fields)
- ☐... Indoor ice rinks
- ☐... Indoor playgrounds
- ☐... Indoor tennis courts
- ☐... Martial arts studios
- ☐... Museums/interpretive centres
- ☐... Outdoor baseball/softball/slopitch diamonds
- ☐... Outdoor ice rinks
- ☐... Outdoor sports fields (rectangular fields)
- ☐... Outdoor tennis/pickleball courts
- ☐... Performing arts facilities (music, live theatre, dance, etc.)
- ☐... Racquetball/squash/wallyball courts
- ☐... Seniors centres/facilities

In Rocky View County

- ☐... Community halls
- ☐... Curling rinks
- ☐... Indoor ice rinks
- ☐... Outdoor baseball/softball/slopitch diamonds

In Crossfield/Beiseker/Irricana

- ☐... Community halls
- ☐... Curling rinks
- ☐... Indoor ice rinks
- ☐... Outdoor baseball/softball/slopitch diamonds
- ☐... Outdoor ice rinks
- ☐... Outdoor sports fields (rectangular fields)
- ☐... Outdoor tennis/pickleball courts

Other Outside of Airdrie

- ☐... Other facility(ies) outside of Airdrie

B. (if facility(ies) outside of Airdrie are selected in question 5.A.) Please indicate why your organization uses facilities outside of Airdrie to provide programs and services to Airdrie residents?

Page Break

6. A. When the Covid pandemic is over, do you think your programs and services will be different from what was provided **in 2019**?

- ☐ Yes
☐ No
☐ Don't know

B Please explain.

B. Beyond having to address the affects of the Covid pandemic, **what other issues**, if any, will your organization need to deal with over the next five to ten years?

7. Irrespective of the Covid pandemic, to what extent do you agree or disagree with the following statements about the facility(ies) your organization used to serve participants/users/members/attendees in Airdrie?

	Strongly Agree	Somewhat Agree	Somewhat Disagree	Strongly Disagree	Don't Know n/a
i. The facility(ies) has the appropriate equipment required to address the needs of your organization	<input type="radio"/>	<input type="radio"/>	<input type="radio"/>	<input type="radio"/>	<input type="radio"/>
ii. The physical condition of the facility(ies) is very good	<input type="radio"/>	<input type="radio"/>	<input type="radio"/>	<input type="radio"/>	<input type="radio"/>
iii. The facility(ies) is safe in their current condition for participants/users/members/attendees to use	<input type="radio"/>	<input type="radio"/>	<input type="radio"/>	<input type="radio"/>	<input type="radio"/>
iv. Existing facilities in Airdrie are adequate to accommodate tournaments for your sport/activity/programs	<input type="radio"/>	<input type="radio"/>	<input type="radio"/>	<input type="radio"/>	<input type="radio"/>
v. More space/playing surface(s) is needed by your organization to address existing program/service needs of Airdrie residents	<input type="radio"/>	<input type="radio"/>	<input type="radio"/>	<input type="radio"/>	<input type="radio"/>
vi. More space/playing surface(s) will be needed by your organization to address the program/service needs of Airdrie residents in five to ten years	<input type="radio"/>	<input type="radio"/>	<input type="radio"/>	<input type="radio"/>	<input type="radio"/>

8. (if 7v or vi is strongly agree or somewhat agree) What additional amenities or facilities, if any, do you think are needed in Airdrie to serve participants/users/members/attendees of your organization in the next five to ten years:

Page Break

9. Which of the following represents the amount of funds your organization may have available in a reserve fund that could be used to contribute to building new facilities in Airdrie?

- ☐ Organization does not have a reserve fund for building new or enhance facilities
- ☐ > \$0 to \$100,000
- ☐ > \$100,000 to \$250,000
- ☐ > \$250,000 to \$500,000
- ☐ > \$500,000 to \$1,000,000
- ☐ > \$1,000,000
- ☐ Don't know

Comment:

10. Approximately how many of the following did your organization employ in 2019?

Full-time paid staff: _____

Part-time paid staff: _____

Volunteers: _____

11. Approximately how much did your organization pay to use indoor and outdoor facilities in 2019?

\$ _____

12. Which of the following best describes your organization?

- ☐ Society (e.g., society, association, club, fellowship, foundation, league, bureau, etc.)
- ☐ Society (similar to above), but registered as a federal charity
- ☐ Non-profit company (e.g., formed to promote art, science, religion, recreation or similar activities, but has shareholders)
- ☐ Private (for-profit) company
- ☐ Not officially registered and/or formally organized
- ☐ Other (specify): _____

13.A Is your organization affiliated with provincial or national entities?

- ☐ Yes
- ☐ No
- ☐ Don't know

13.B (If yes to the above question) What is the name of the organization(s)?

Provincial _____

National _____

14. In what year was your organization established? _____ Year

15. How many years has your organization been providing recreation services to Airdrie residents?

_____ # of years

Please ensure that you have completed all of the questions above before going to the next page. The last question on the next page asks about additional comments or suggestions. Before proceeding to the last question, it would be best to ensure that the above questions are answered.

Page Break

Service Provider Survey

- 5 -

16. Please provide any additional comments or suggestions you may have about recreation in Airdrie.

Page Break

Thank you for participating in the Future of Recreation Survey.



the future of Recreation.

